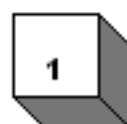


AUDIX Voice Mail Guide PLAYBACK CONTROLS



Louder



Softer



Back Up



Slower



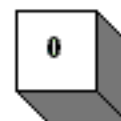
Play/Pause



Faster



Listen/Replay



Skip

Press 3 to pause and 3 again to continue
Q=7 Z=9

BASIC COMMANDS

Use while listening to messages:

Delete	*3 or *D
Undelete	**8 or **U
Help	*4 or *H
Restart at Activity Menu	*7 or *R
Transfer to extension	*9 or *W
Wait	*9 or *W
Transfer call to operator	*0
Hold message in category	**4 or **H
Look up name/ext	**6 or **N
Relog in	**7 or **R
Exit system	**9 or **X
Skip call answer greeting	1

Use while addressing messages

Alternate addressing (switch between name/extension)	*2 or *A
Use mailing list	*5 or *L

Wallet Reference Guide AUDIX Voice Mail

ACTIVITY MENU

Record and
Send Messages



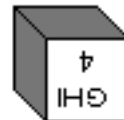
Get and Respond
to Messages



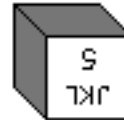
Create and Change
Personal Greetings



Check Outgoing
Messages



Change Password, Create
Lists/Personal Directories



Scan Messages and/or
Headers Quickly

