

Placement Rates

2018

---

This report contains placement rates for the DO & DONW 2018 graduating class as of August 17, 2018. Placement rates are presented by specialty type, location, and program.

DO/DONW 2018

---

# College of Osteopathic Medicine of the Pacific (All Campuses)

## Placement Rates (2014 to 2018)

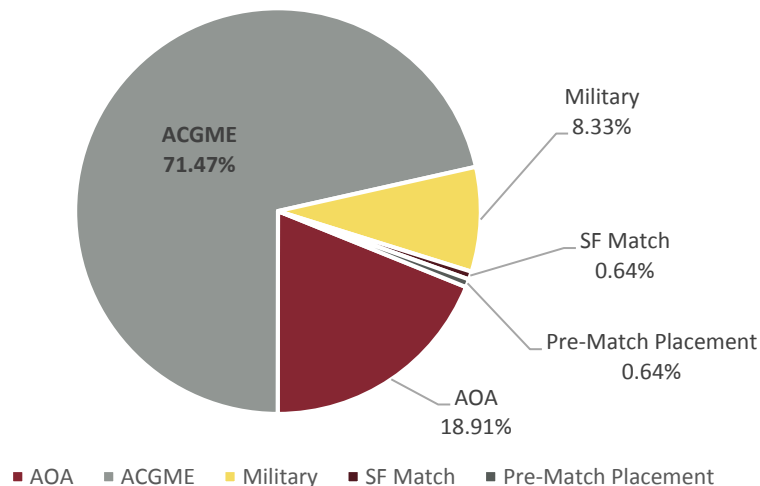
Class	Total Graduates	Placement Rate
DO/DONW Class of 2018	322	98.4%
DO/DONW Class of 2017	304	99.0%
DO/DONW Class of 2016	313	100.0%
DO/DONW Class of 2015	320	99.7%
DO/DONW Class of 2014	204	99.1%

## Class of 2018 Placement Rates

The DO/DONW class of 2018 is comprised of 322 students, five of whom deferred their placement to the 2019 cycle. The chart below details the placement rate for the 317 DO/DONW 2018 students that participated in the 2018 cycle by program/placement type.

Program	2018
AOA	59
ACGME	223
Military	26
SF Match	2
Pre-Match Placement	2
Did Not Place	5
<b>Total Placed:</b>	<b>312</b>
<b>Placement Rate:</b>	<b>98.4%</b>

## 2018 Placement by Program Type



## Choice

Of the 312 students who placed after their participation in a match program in 2018, 301 placed into a residency program. Seventeen students (6%) opted not to answer a survey question about if their placement was their first choice or one of their top three choices. Of the 284 students that responded, 145 (51%) stated that their placement was their first choice and 75 (27%) stated that their placement was one of their top three choices. Only 64 (22%) students responded that their placement was not one of their top three choices.

## Placement by Specialty

Specialty	Total Placed	% of Total
Anesthesiology	13	4.17%
Dermatology	3	0.96%
Diagnostic Radiology	9	2.88%
Emergency Medicine	36	11.54%
Family Medicine	79	25.32%
Family Medicine/Osteopathic Neuromusculoskeletal Medicine	1	0.32%
Internal Medicine	70	22.44%
Internal Medicine/Geriatrics	1	0.32%
Internal Medicine/Pediatrics	2	0.64%
Interventional Radiology	1	0.32%
Neurology	8	2.56%
Obstetrics and Gynecology	10	3.21%
Ophthalmology	4	1.28%
Orthopedic Surgery	4	1.28%
Otolaryngology and Facial Plastic Surgery	1	0.32%
Pathology	6	1.92%
Pathology – Anatomic and Clinical	1	0.32%
Pediatrics	23	7.37%
Physical Medicine and Rehabilitation	4	1.28%
Psychiatry	13	4.17%
Psychiatry/Child Psychiatry	1	0.32%
Surgery-General	12	3.86%
Traditional Rotating Internship	9	2.88%
Preliminary Year – Internal Medicine	1	0.32%
Total:	<b>312</b>	
Total Primary Care*:	<b>176</b>	
Primary Care %:	<b>56%</b>	

*\*Based on HRSA definition of primary care specialties.*

## Placement by Location/Program

Location/Program	Total	% of Total
<b>Alabama</b>	<b>1</b>	<b>0.32%</b>
Brookwood Baptist Health	1	0.32%
<b>Arizona</b>	<b>12</b>	<b>3.85%</b>
Canyon Vista Medical Center	1	0.32%
Kingman Regional Medical Center	2	0.64%
Maricopa Medical Center	1	0.32%
Mountain Vista Medical Center	1	0.32%
University of Arizona	7	2.24%
<b>Arkansas</b>	<b>1</b>	<b>0.32%</b>
University of Arkansas	1	0.32%
<b>California</b>	<b>106</b>	<b>33.97%</b>
Alameda Health System - Highland Hospital	1	0.32%
Arrowhead Regional Medical Center	5	1.60%
Childrens Hospital Los Angeles	1	0.32%
College Medical Center	3	0.96%
Community Memorial Health System	3	0.96%
David Grant Medical Center, Travis AFB	1	0.32%
Desert Regional Medical Center	6	1.92%
Dignity Health Northridge Hospital Medical Center	1	0.32%
Downey Regional Medical Center	7	2.24%
Glendale Adventist Medical Center	1	0.32%
Harbor-UCLA Medical Center	4	1.28%
Kaiser Permanente - Fontana	2	0.64%
Kaiser Permanente - Los Angeles	5	1.60%
Kaiser Permanente - Oakland	1	0.32%
Kaiser Permanente - Orange County	5	1.60%
Kaiser Permanente - Riverside	4	1.28%
Kaiser Permanente - San Diego	1	0.32%
Kaiser Permanente - Santa Clara	2	0.64%
Kaiser Permanente - Woodland Hills	1	0.32%
Kaweah Delta Health Care District	3	0.96%
Loma Linda University Medical Center	13	4.17%
Marian Regional Medical Center	3	0.96%
Mercy Medical Center	1	0.32%
Natividad Medical Center	1	0.32%
NH Camp Pendleton	1	0.32%
Olive View - UCLA Medical Center	1	0.32%
PHH/Hemet Valley Medical Center	4	1.28%
Riverside Community Hospital	1	0.32%
Riverside University Health System Medical Center	2	0.64%
Scripps Clinic/Green Hospital	1	0.32%
Scripps Mercy Hospital	4	1.28%
St. Mary Medical Center	2	0.64%

Location/Program	Total	% of Total
UC Davis Medical Center	2	0.64%
UC Irvine Medical Center	1	0.32%
University of California, San Francisco	1	0.32%
University of California, San Francisco - Fresno	6	1.92%
VA Greater Los Angeles Health System	1	0.32%
Valley Consortium	1	0.32%
White Memorial Medical Center	3	0.96%
<b>Colorado</b>	<b>8</b>	<b>2.56%</b>
HealthOne	2	0.64%
St. Anthony Hospital	2	0.64%
St. Joseph Hospital SCL Health	2	0.64%
University of Colorado, Denver	2	0.64%
<b>Connecticut</b>	<b>2</b>	<b>0.64%</b>
University of Connecticut School of Medicine	2	0.64%
<b>Delaware</b>	<b>1</b>	<b>0.32%</b>
Christiana Care	1	0.32%
<b>District of Columbia</b>	<b>2</b>	<b>0.64%</b>
MedStar Washington Hospital	1	0.32%
Wright Center National	1	0.32%
<b>Florida</b>	<b>5</b>	<b>1.60%</b>
Largo Medical Center	1	0.32%
Larkin Community Hospital Palm Springs	1	0.32%
Oak Hill Hospital	2	0.64%
Palm Beach Consortium for Graduate Medical Education	1	0.32%
<b>Georgia</b>	<b>1</b>	<b>0.32%</b>
Medical College of Georgia	1	0.32%
<b>Hawaii</b>	<b>1</b>	<b>0.32%</b>
Tripler Army Medical Center	1	0.32%
<b>Idaho</b>	<b>1</b>	<b>0.32%</b>
Family Medicine Residency of Idaho	1	0.32%
<b>Illinois</b>	<b>10</b>	<b>3.21%</b>
Franciscan Health Olympia Fields	1	0.32%
Loyola University Medical Center	1	0.32%
Riverside Medical Center	1	0.32%
Rush University Medical Center	1	0.32%
Swedish Covenant Hospital	1	0.32%
University of Illinois - St. Francis Medical Center	2	0.64%
University of Illinois College of Medicine	3	0.96%
<b>Iowa</b>	<b>1</b>	<b>0.32%</b>
Mercy Medical Center - North Iowa	1	0.32%
<b>Kansas</b>	<b>1</b>	<b>0.32%</b>
University of Kansas, Wichita	1	0.32%
<b>Kentucky</b>	<b>1</b>	<b>0.32%</b>
University of Louisville School of Medicine	1	0.32%
<b>Louisiana</b>	<b>1</b>	<b>0.32%</b>

Location/Program	Total	% of Total
Louisiana State University School of Medicine	1	0.32%
<b>Maine</b>	<b>1</b>	<b>0.32%</b>
Maine Medical Center	1	0.32%
<b>Maryland</b>	<b>2</b>	<b>0.64%</b>
University of Maryland Prince Georges Hospital Center	1	0.32%
Walter Reed National Military Medical Center	1	0.32%
<b>Massachusetts</b>	<b>5</b>	<b>1.60%</b>
Baystate Medical Center	3	0.96%
Berkshire Medical Center	1	0.32%
Tufts Medical Center	1	0.32%
<b>Michigan</b>	<b>11</b>	<b>3.53%</b>
Beaumont Hospital - Trenton	1	0.32%
Genesys Regional Medical Center	1	0.32%
Henry Ford Macomb Hospital	1	0.32%
Henry Ford Wyandotte Hospital	1	0.32%
Mercy Health Muskegon	1	0.32%
Munson Medical Center	1	0.32%
Oakwood Southshore Hospital	1	0.32%
Providence Park Hospital	1	0.32%
St. John Macomb - Oakland	1	0.32%
St. John Providence Health System	1	0.32%
Western Michigan University	1	0.32%
<b>Minnesota</b>	<b>3</b>	<b>0.96%</b>
Mayo Clinic School of Graduate Medical Education	2	0.64%
University of Minnesota Medical School	1	0.32%
<b>Mississippi</b>	<b>2</b>	<b>0.64%</b>
Keesler Medical Center AFB	2	0.64%
<b>Missouri</b>	<b>4</b>	<b>1.28%</b>
Barnes-Jewish Hospital	1	0.32%
Childrens Mercy Hospital	1	0.32%
University of Missouri, Kansas City	2	0.64%
<b>Montana</b>	<b>2</b>	<b>0.64%</b>
Billings Clinic	1	0.32%
University of Montana	1	0.32%
<b>Nebraska</b>	<b>2</b>	<b>0.64%</b>
Creighton University Affiliated Hospitals	2	0.64%
<b>Nevada</b>	<b>9</b>	<b>2.88%</b>
Nellis AFB (Mike O'Callaghan Military Medical Center)	2	0.64%
Sunrise Health GME Consortium	3	0.96%
University of Nevada, Las Vegas	4	1.28%
<b>New Hampshire</b>	<b>1</b>	<b>0.32%</b>
Dartmouth-Hitchcock Medical Center	1	0.32%
<b>New Jersey</b>	<b>4</b>	<b>1.28%</b>
CarePoint Health-Bayonne Medical Center	1	0.32%
Kennedy University Hospital/Our Lady of Lourdes	1	0.32%

Location/Program	Total	% of Total
Rutgers New Jersey Medical School Program	2	0.64%
<b>New Mexico</b>	<b>7</b>	<b>2.24%</b>
Mountain View Regional Medical Center	1	0.32%
University of New Mexico	6	1.92%
<b>New York</b>	<b>14</b>	<b>4.49%</b>
Institute for Family Health	1	0.32%
Nassau University Medical Center	1	0.32%
New York Medical Center	1	0.32%
New York Medical College at Metropolitan Hospital Center	1	0.32%
New York Presbyterian	1	0.32%
New York University School of Medicine	1	0.32%
St. Barnabas Hospital	3	0.96%
Stony Brook Southampton Hospital	1	0.32%
SUNY Health Sciences Campus	1	0.32%
SUNY Upstate Medical University	1	0.32%
The Institute for Family Health	1	0.32%
University of Rochester - Strong Memorial	1	0.32%
<b>North Carolina</b>	<b>1</b>	<b>0.32%</b>
Duke University Medical Center	1	0.32%
<b>Ohio</b>	<b>13</b>	<b>4.17%</b>
Akron General Medical Center	1	0.32%
Cleveland Clinic Foundation	2	0.64%
Cleveland Medical Center	1	0.32%
Doctors Hospital	1	0.32%
Doctors Hospital - Ohio Health	1	0.32%
Fairfield Medical Center	1	0.32%
South Pointe Hospital	1	0.32%
St. Vincent Mercy Medical Center	1	0.32%
Summa Akron City Hospital	1	0.32%
UH Parma Medical Center	1	0.32%
Wright Patterson AFB (Dayton Childrens Hospital)	1	0.32%
Wright Patterson Medical Center	1	0.32%
<b>Oklahoma</b>	<b>2</b>	<b>0.64%</b>
INTEGRIS Southwest Medical Center	1	0.32%
University of Oklahoma College of Medicine	1	0.32%
<b>Oregon</b>	<b>11</b>	<b>3.53%</b>
Legacy Emmanuel/Good Samaritan	5	1.60%
Oregon Health and Science University	2	0.64%
Samaritan Health Services	4	1.28%
<b>Pennsylvania</b>	<b>11</b>	<b>3.53%</b>
Albert Einstein Medical Center	1	0.32%
Conemaugh Memorial Medical Center	1	0.32%
Geisinger Health System	1	0.32%
Heritage Valley	1	0.32%
Lankenau Medical Center	1	0.32%

Location/Program	Total	% of Total
Lehigh Valley Hospital	2	0.64%
Penn State Hershey Medical Center	1	0.32%
Philadelphia College of Osteopathic Medicine	1	0.32%
St. Luke's	1	0.32%
Wright Center National Family Medicine	1	0.32%
<b>Rhode Island</b>	<b>1</b>	<b>0.32%</b>
Kent Hospital	1	0.32%
<b>South Carolina</b>	<b>1</b>	<b>0.32%</b>
Palmetto Health	1	0.32%
<b>Tennessee</b>	<b>1</b>	<b>0.32%</b>
East Tennessee State University	1	0.32%
<b>Texas</b>	<b>22</b>	<b>7.05%</b>
Laredo Medical Center	1	0.32%
Medical City	1	0.32%
San Antonio Military Medical Center	8	2.56%
Texas Tech University	3	0.96%
University of Texas at Austin Dell Medical School	1	0.32%
University of Texas Health Sciences Campus	1	0.32%
University of Texas Medical Branch	4	1.28%
University of Texas Medical School	2	0.64%
William Beaumont Army Medical Center	1	0.32%
<b>Utah</b>	<b>1</b>	<b>0.32%</b>
Utah Valley Regional Medical Center	1	0.32%
<b>Vermont</b>	<b>1</b>	<b>0.32%</b>
University of Vermont Medical Center	1	0.32%
<b>Virginia</b>	<b>4</b>	<b>1.28%</b>
Eastern Virginia Medical School	1	0.32%
Naval Medical Center Portsmouth	2	0.64%
Virginia Commonwealth University Health System	1	0.32%
<b>Washington</b>	<b>18</b>	<b>5.77%</b>
Central Washington Family Medicine	2	0.64%
Harrison Medical Center	1	0.32%
Kadlec Regional Medical Center	1	0.32%
Madigan Army Medical Center	5	1.60%
PeaceHealth Southwest Medical Center	3	0.96%
Providence Sacred Heart Medical Center	3	0.96%
Sollus Northwest	2	0.64%
Swedish Medical Center	1	0.32%
<b>Wisconsin</b>	<b>2</b>	<b>0.64%</b>
Marshfield Clinic	1	0.32%
University of Wisconsin Hospitals and Clinics	1	0.32%
<b>Wyoming</b>	<b>1</b>	<b>0.32%</b>
University of Wyoming, Cheyenne	1	0.32%
<b>Grand Total</b>	<b>312</b>	<b>100.00%</b>



# College of Osteopathic Medicine of the Pacific (Pomona Campus)

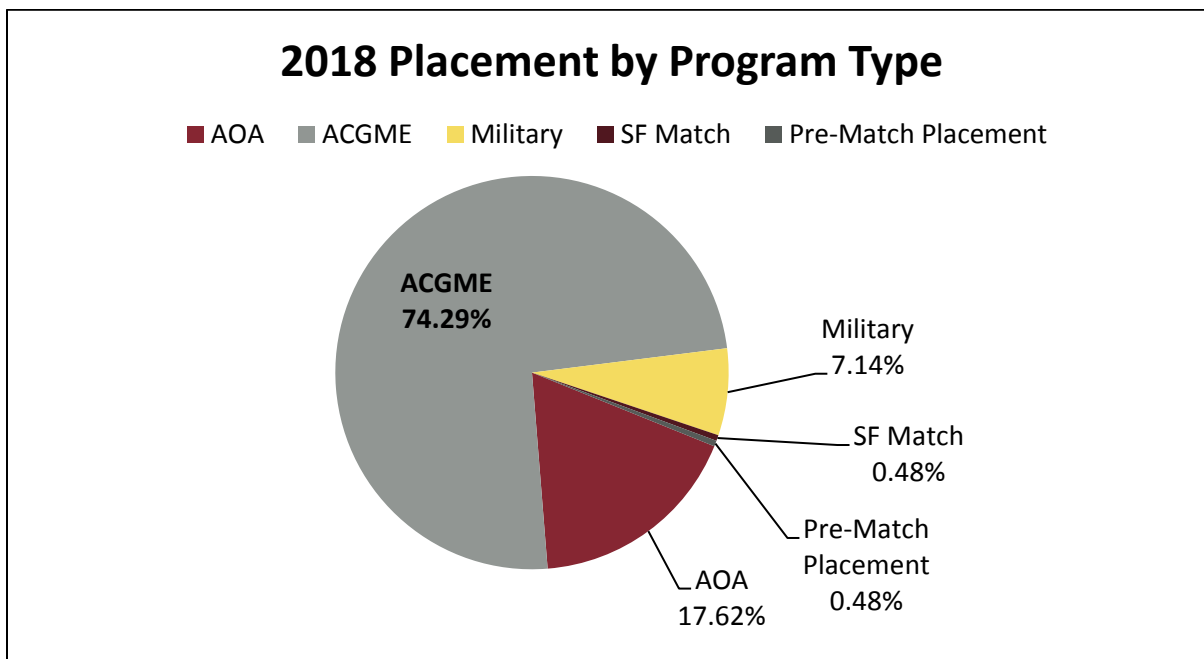
## Placement Rates (2014 to 2018)

Class	Total Graduates	Placement Rate
DO Class of 2018	222	97.7%
DO Class of 2017	209	98.6%
DO Class of 2016	208	100.0%
DO Class of 2015	224	99.5%
DO Class of 2014	204	99.1%

## Class of 2018 Placement Rates

The DO class of 2018 is comprised of 220 students, five of whom deferred their placement to the 2019 cycle. The chart below details the placement rate for the 215 DO 2018 students that participated in the 2018 cycle by program/placement type.

Program	2018
AOA	37
ACGME	156
Military	15
SF Match	1
Pre-Match Placement	1
Did Not Place	5
<b>Total Placed:</b>	<b>210</b>
<b>Placement Rate:</b>	<b>97.7%</b>



## Choice

Of the 210 students who placed after their participation in a match program in 2018, 202 placed into a residency program. Eleven students (5%) opted not to answer a survey question about if their placement was their first choice or one of their top three choices. Of the 191 students that responded, 102 (53%) stated that their placement was their first choice and 49 (26%) stated that their placement was one of their top three choices. Only 40 (21%) students responded that their placement was not one of their top three choices.

## Placement by Specialty

Specialty	Total Placed	% of Total
Anesthesiology	5	2.38%
Dermatology	3	1.43%
Diagnostic Radiology	6	2.86%
Emergency Medicine	26	12.38%
Family Medicine	55	26.18%
Family Medicine/Osteopathic Neuromusculoskeletal Medicine	1	0.48%
Internal Medicine	49	23.32%
Internal Medicine/Pediatrics	2	0.95%
Interventional Radiology	1	0.48%
Neurology	4	1.90%
Obstetrics and Gynecology	9	4.29%
Ophthalmology	2	0.95%
Orthopedic Surgery	3	1.43%
Pathology	5	2.38%
Pathology – Anatomic and Clinical	1	0.48%
Pediatrics	14	6.67%
Physical Medicine and Rehabilitation	3	1.43%
Psychiatry	9	4.29%
Surgery-General	5	2.38%
Traditional Rotating Internship	6	2.86%
Preliminary Year – Internal Medicine	1	0.48%
Total:	<b>210</b>	
Total Primary Care*:	<b>121</b>	
Primary Care %:	<b>58%</b>	

*\*Based on HRSA definition of primary care specialties.*

## Placement by Location/Program

Location/Program	Total	% of Total
<b>Alabama</b>	<b>1</b>	<b>0.48%</b>
Brookwood Baptist Health	1	0.48%
<b>Arizona</b>	<b>8</b>	<b>3.81%</b>
Canyon Vista Medical Center	1	0.48%
Maricopa Medical Center	1	0.48%
Mountain Vista Medical Center	1	0.48%
University of Arizona	5	2.38%
<b>California</b>	<b>103</b>	<b>49.05%</b>
Alameda Health System - Highland Hospital	1	0.48%
Arrowhead Regional Medical Center	5	2.38%
Childrens Hospital Los Angeles	1	0.48%
College Medical Center	3	1.43%
Community Memorial Health System	3	1.43%
David Grant Medical Center, Travis AFB	1	0.48%
Desert Regional Medical Center	5	2.38%
Dignity Health Northridge Hospital Medical Center	1	0.48%
Downey Regional Medical Center	7	3.33%
Glendale Adventist Medical Center	1	0.48%
Harbor-UCLA Medical Center	4	1.90%
Kaiser Permanente - Fontana	2	0.95%
Kaiser Permanente - Los Angeles	5	2.38%
Kaiser Permanente - Oakland	1	0.48%
Kaiser Permanente - Orange County	5	2.38%
Kaiser Permanente - Riverside	4	1.90%
Kaiser Permanente - San Diego	1	0.48%
Kaiser Permanente - Santa Clara	2	0.95%
Kaiser Permanente - Woodland Hills	1	0.48%
Kaweah Delta Health Care District	3	1.43%
Loma Linda University Medical Center	13	6.19%
Marian Regional Medical Center	3	1.43%
Mercy Medical Center	1	0.48%
Natividad Medical Center	1	0.48%
NH Camp Pendleton	1	0.48%
Olive View - UCLA Medical Center	1	0.48%
PHH/Hemet Valley Medical Center	3	1.43%
Riverside Community Hospital	1	0.48%
Riverside University Health System Medical Center	2	0.95%
Scripps Clinic/Green Hospital	1	0.48%
Scripps Mercy Hospital	4	1.90%
St. Mary Medical Center	2	0.95%
UC Davis Medical Center	2	0.95%
UC Irvine Medical Center	1	0.48%

<b>Location/Program</b>	<b>Total</b>	<b>% of Total</b>
University of California, San Francisco	1	0.48%
University of California, San Francisco - Fresno	5	2.38%
VA Greater Los Angeles Health System	1	0.48%
Valley Consortium	1	0.48%
White Memorial Medical Center	3	1.43%
<b>Colorado</b>	<b>2</b>	<b>0.95%</b>
St. Joseph Hospital SCL Health	2	0.95%
<b>Connecticut</b>	<b>1</b>	<b>0.48%</b>
University of Connecticut School of Medicine	1	0.48%
<b>Delaware</b>	<b>1</b>	<b>0.48%</b>
Christiana Care	1	0.48%
<b>District of Columbia</b>	<b>2</b>	<b>0.95%</b>
MedStar Washington Hospital	1	0.48%
Wright Center National	1	0.48%
<b>Florida</b>	<b>4</b>	<b>1.90%</b>
Largo Medical Center	1	0.48%
Oak Hill Hospital	2	0.95%
Palm Beach Consortium for Graduate Medical Education	1	0.48%
<b>Illinois</b>	<b>4</b>	<b>1.90%</b>
Riverside Medical Center	1	0.48%
University of Illinois - St. Francis Medical Center	2	0.95%
University of Illinois College of Medicine	1	0.48%
<b>Louisiana</b>	<b>1</b>	<b>0.48%</b>
Louisiana State University School of Medicine	1	0.48%
<b>Massachusetts</b>	<b>2</b>	<b>0.95%</b>
Baystate Medical Center	2	0.95%
<b>Michigan</b>	<b>6</b>	<b>2.86%</b>
Genesys Regional Medical Center	1	0.48%
Henry Ford Wyandotte Hospital	1	0.48%
Mercy Health Muskegon	1	0.48%
Oakwood Southshore Hospital	1	0.48%
Providence Park Hospital	1	0.48%
St. John Macomb - Oakland	1	0.48%
<b>Minnesota</b>	<b>1</b>	<b>0.48%</b>
Mayo Clinic School of Graduate Medical Education	1	0.48%
<b>Mississippi</b>	<b>1</b>	<b>0.48%</b>
Keesler Medical Center AFB	1	0.48%
<b>Missouri</b>	<b>3</b>	<b>1.43%</b>
Barnes-Jewish Hospital	1	0.48%
University of Missouri, Kansas City	2	0.95%
<b>Nebraska</b>	<b>1</b>	<b>0.48%</b>
Creighton University Affiliated Hospitals	1	0.48%
<b>Nevada</b>	<b>7</b>	<b>3.33%</b>
Nellis AFB (Mike O'Callaghan Military Medical Center)	1	0.48%
Sunrise Health GME Consortium	3	1.43%

<b>Location/Program</b>	<b>Total</b>	<b>% of Total</b>
University of Nevada, Las Vegas	3	1.43%
<b>New Jersey</b>	<b>2</b>	<b>0.95%</b>
CarePoint Health-Bayonne Medical Center	1	0.48%
Rutgers New Jersey Medical School Program	1	0.48%
<b>New Mexico</b>	<b>3</b>	<b>1.43%</b>
Mountain View Regional Medical Center	1	0.48%
University of New Mexico	2	0.95%
<b>New York</b>	<b>13</b>	<b>6.19%</b>
Institute for Family Health	1	0.48%
Nassau University Medical Center	1	0.48%
New York Medical Center	1	0.48%
New York Medical College at Metropolitan Hospital Center	1	0.48%
New York Presbyterian	1	0.48%
New York University School of Medicine	1	0.48%
St. Barnabas Hospital	3	1.43%
Stony Brook Southampton Hospital	1	0.48%
SUNY Health Sciences Campus	1	0.48%
The Institute for Family Health	1	0.48%
University of Rochester - Strong Memorial	1	0.48%
<b>North Carolina</b>	<b>1</b>	<b>0.48%</b>
Duke University Medical Center	1	0.48%
<b>Ohio</b>	<b>10</b>	<b>4.76%</b>
Akron General Medical Center	1	0.48%
Cleveland Clinic Foundation	2	0.95%
Cleveland Medical Center	1	0.48%
Fairfield Medical Center	1	0.48%
South Pointe Hospital	1	0.48%
St. Vincent Mercy Medical Center	1	0.48%
Summa Akron City Hospital	1	0.48%
UH Parma Medical Center	1	0.48%
Wright Patterson AFB (Dayton Childrens Hospital)	1	0.48%
<b>Oregon</b>	<b>4</b>	<b>1.90%</b>
Legacy Emmanuel/Good Samaritan	2	0.95%
Oregon Health and Science University	1	0.48%
Samaritan Health Services	1	0.48%
<b>Pennsylvania</b>	<b>3</b>	<b>1.43%</b>
Albert Einstein Medical Center	1	0.48%
Lankenau Medical Center	1	0.48%
Lehigh Valley Hospital	1	0.48%
<b>Rhode Island</b>	<b>1</b>	<b>0.48%</b>
Kent Hospital	1	0.48%
<b>South Carolina</b>	<b>1</b>	<b>0.48%</b>
Palmetto Health	1	0.48%
<b>Texas</b>	<b>14</b>	<b>6.67%</b>
Medical City	1	0.48%

<b>Location/Program</b>	<b>Total</b>	<b>% of Total</b>
San Antonio Military Medical Center	6	2.86%
Texas Tech University	1	0.48%
University of Texas at Austin Dell Medical School	1	0.48%
University of Texas Health Sciences Campus	1	0.48%
University of Texas Medical Branch	2	0.95%
University of Texas Medical School	2	0.95%
<b>Virginia</b>	<b>2</b>	<b>0.95%</b>
Naval Medical Center Portsmouth	1	0.48%
Virginia Commonwealth University Health System	1	0.48%
<b>Washington</b>	<b>8</b>	<b>3.81%</b>
Harrison Medical Center	1	0.48%
Madigan Army Medical Center	3	1.43%
PeaceHealth Southwest Medical Center	2	0.95%
Providence Sacred Heart Medical Center	1	0.48%
Sollus Northwest	1	0.48%
<b>Grand Total</b>	<b>210</b>	<b>100.00%</b>

# College of Osteopathic Medicine of the Pacific (Lebanon Campus)

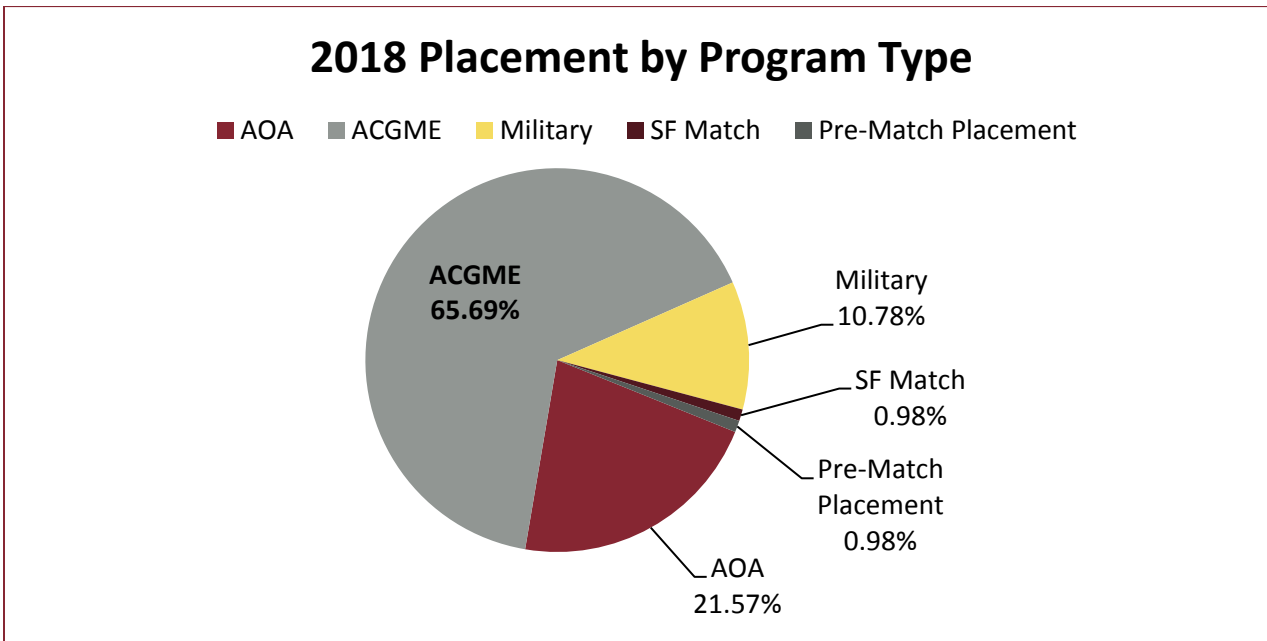
## Placement Rates (2015 to 2018)

Class	Total Graduates	Placement Rate
DONW Class of 2018	102	100%
DONW Class of 2017	95	100%
DONW Class of 2016	105	100%
DONW Class of 2015	96	100%

## Class of 2018 Placement Rates

The DONW class of 2018 is comprised of 102 students, none of whom deferred their placement to the 2019 cycle. The chart below details the placement rate for the 102 DONW 2018 students that participated in the 2018 cycle by program/placement type.

Program	2018
AOA	22
ACGME	67
Military	11
SF Match	1
Pre-Match Placement	1
Did Not Place	0
<b>Total Placed:</b>	<b>102</b>
<b>Placement Rate:</b>	<b>100%</b>



## Choice

Of the 102 students who placed after their participation in a match program in 2018, 99 placed into a residency program. Six students (6%) opted not to answer a survey question about if their placement was their first choice or one of their top three choices. Of the 93 students that responded, 43 (46%) stated that their placement was their first choice and 26 (28%) stated that their placement was one of their top three choices. Only 24 (26%) students responded that their placement was not one of their top three choices.

## Placement by Specialty

Specialty	Total Placed	% of Total
Anesthesiology	8	7.84%
Diagnostic Radiology	3	2.94%
Emergency Medicine	10	9.80%
Family Medicine	24	23.53%
Internal Medicine	21	20.59%
Internal Medicine/Geriatrics	1	0.98%
Neurology	4	3.92%
Obstetrics and Gynecology	1	0.98%
Ophthalmology	2	1.96%
Orthopedic Surgery	1	0.98%
Otolaryngology and Facial Plastic Surgery	1	0.98%
Pathology	1	0.98%
Pediatrics	9	8.82%
Physical Medicine and Rehabilitation	1	0.98%
Psychiatry	4	3.92%
Psychiatry/Child Psychiatry	1	0.98%
Surgery-General	7	6.86%
Traditional Rotating Internship	3	2.94%
Total:	<b>102</b>	
Total Primary Care*:	<b>55</b>	
Primary Care %:	<b>54%</b>	

*\*Based on HRSA definition of primary care specialties.*



## Placement by Location/Program

Row Labels	Total	% of Total
<b>Arizona</b>	<b>4</b>	<b>3.92%</b>
Kingman Regional Medical Center	2	1.96%
University of Arizona	2	1.96%
<b>Arkansas</b>	<b>1</b>	<b>0.98%</b>
University of Arkansas	1	0.98%
<b>California</b>	<b>3</b>	<b>2.94%</b>
Desert Regional Medical Center	1	0.98%
PHH/Hemet Valley Medical Center	1	0.98%
University of California, San Francisco - Fresno	1	0.98%
<b>Colorado</b>	<b>6</b>	<b>5.88%</b>
HealthOne	2	1.96%
St. Anthony Hospital	2	1.96%
University of Colorado, Denver	2	1.96%
<b>Connecticut</b>	<b>1</b>	<b>0.98%</b>
University of Connecticut School of Medicine	1	0.98%
<b>Florida</b>	<b>1</b>	<b>0.98%</b>
Larkin Community Hospital Palm Springs	1	0.98%
<b>Georgia</b>	<b>1</b>	<b>0.98%</b>
Medical College of Georgia	1	0.98%
<b>Hawaii</b>	<b>1</b>	<b>0.98%</b>
Tripler Army Medical Center	1	0.98%
<b>Idaho</b>	<b>1</b>	<b>0.98%</b>
Family Medicine Residency of Idaho	1	0.98%
<b>Illinois</b>	<b>6</b>	<b>5.88%</b>
Franciscan Health Olympia Fields	1	0.98%
Loyola University Medical Center	1	0.98%
Rush University Medical Center	1	0.98%
Swedish Covenant Hospital	1	0.98%
University of Illinois College of Medicine	2	1.96%
<b>Iowa</b>	<b>1</b>	<b>0.98%</b>
Mercy Medical Center - North Iowa	1	0.98%
<b>Kansas</b>	<b>1</b>	<b>0.98%</b>
University of Kansas, Wichita	1	0.98%
<b>Kentucky</b>	<b>1</b>	<b>0.98%</b>
University of Louisville School of Medicine	1	0.98%
<b>Maine</b>	<b>1</b>	<b>0.98%</b>
Maine Medical Center	1	0.98%
<b>Maryland</b>	<b>2</b>	<b>1.96%</b>
University of Maryland Prince Georges Hospital Center	1	0.98%
Walter Reed National Military Medical Center	1	0.98%
<b>Massachusetts</b>	<b>3</b>	<b>2.94%</b>
Baystate Medical Center	1	0.98%

<b>Row Labels</b>	<b>Total</b>	<b>% of Total</b>
Berkshire Medical Center	1	0.98%
Tufts Medical Center	1	0.98%
<b>Michigan</b>	<b>5</b>	<b>4.90%</b>
Beaumont Hospital - Trenton	1	0.98%
Henry Ford Macomb Hospital	1	0.98%
Munson Medical Center	1	0.98%
St. John Providence Health System	1	0.98%
Western Michigan University	1	0.98%
<b>Minnesota</b>	<b>2</b>	<b>1.96%</b>
Mayo Clinic School of Graduate Medical Education	1	0.98%
University of Minnesota Medical School	1	0.98%
<b>Mississippi</b>	<b>1</b>	<b>0.98%</b>
Keesler Medical Center AFB	1	0.98%
<b>Missouri</b>	<b>1</b>	<b>0.98%</b>
Childrens Mercy Hospital	1	0.98%
<b>Montana</b>	<b>2</b>	<b>1.96%</b>
Billings Clinic	1	0.98%
University of Montana	1	0.98%
<b>Nebraska</b>	<b>1</b>	<b>0.98%</b>
Creighton University Affiliated Hospitals	1	0.98%
<b>Nevada</b>	<b>2</b>	<b>1.96%</b>
Nellis AFB (Mike O'Callaghan Military Medical Center)	1	0.98%
University of Nevada, Las Vegas	1	0.98%
<b>New Hampshire</b>	<b>1</b>	<b>0.98%</b>
Dartmouth-Hitchcock Medical Center	1	0.98%
<b>New Jersey</b>	<b>2</b>	<b>1.96%</b>
Kennedy University Hospital/Our Lady of Lourdes	1	0.98%
Rutgers New Jersey Medical School Program	1	0.98%
<b>New Mexico</b>	<b>4</b>	<b>3.92%</b>
University of New Mexico	4	3.92%
<b>New York</b>	<b>1</b>	<b>0.98%</b>
SUNY Upstate Medical University	1	0.98%
<b>Ohio</b>	<b>3</b>	<b>2.94%</b>
Doctors Hospital	1	0.98%
Doctors Hospital - Ohio Health	1	0.98%
Wright Patterson Medical Center	1	0.98%
<b>Oklahoma</b>	<b>2</b>	<b>1.96%</b>
INTEGRIS Southwest Medical Center	1	0.98%
University of Oklahoma College of Medicine	1	0.98%
<b>Oregon</b>	<b>7</b>	<b>6.86%</b>
Legacy Emmanuel/Good Samaritan	3	2.94%
Oregon Health and Science University	1	0.98%
Samaritan Health Services	3	2.94%
<b>Pennsylvania</b>	<b>8</b>	<b>7.84%</b>
Conemaugh Memorial Medical Center	1	0.98%

<b>Row Labels</b>	<b>Total</b>	<b>% of Total</b>
Geisinger Health System	1	0.98%
Heritage Valley	1	0.98%
Lehigh Valley Hospital	1	0.98%
Penn State Hershey Medical Center	1	0.98%
Philadelphia College of Osteopathic Medicine	1	0.98%
St. Luke's	1	0.98%
Wright Center National Family Medicine	1	0.98%
<b>Tennessee</b>	<b>1</b>	<b>0.98%</b>
East Tennessee State University	1	0.98%
<b>Texas</b>	<b>8</b>	<b>7.84%</b>
Laredo Medical Center	1	0.98%
San Antonio Military Medical Center	2	1.96%
Texas Tech University	2	1.96%
University of Texas Medical Branch	2	1.96%
William Beaumont Army Medical Center	1	0.98%
<b>Utah</b>	<b>1</b>	<b>0.98%</b>
Utah Valley Regional Medical Center	1	0.98%
<b>Vermont</b>	<b>1</b>	<b>0.98%</b>
University of Vermont Medical Center	1	0.98%
<b>Virginia</b>	<b>2</b>	<b>1.96%</b>
Eastern Virginia Medical School	1	0.98%
Naval Medical Center Portsmouth	1	0.98%
<b>Washington</b>	<b>10</b>	<b>9.80%</b>
Central Washington Family Medicine	2	1.96%
Kadlec Regional Medical Center	1	0.98%
Madigan Army Medical Center	2	1.96%
PeaceHealth Southwest Medical Center	1	0.98%
Providence Sacred Heart Medical Center	2	1.96%
Sollus Northwest	1	0.98%
Swedish Medical Center	1	0.98%
<b>Wisconsin</b>	<b>2</b>	<b>1.96%</b>
Marshfield Clinic	1	0.98%
University of Wisconsin Hospitals and Clinics	1	0.98%
<b>Wyoming</b>	<b>1</b>	<b>0.98%</b>
University of Wyoming, Cheyenne	1	0.98%
<b>Grand Total</b>	<b>102</b>	<b>100.00%</b>