

Placement Rates

2024

This report contains placement rates for the DO & DONW 2024 graduating class as of July 2024. Placement rates are presented by specialty type, location, and program.

DO/DONW 2024

College of Osteopathic Medicine of the Pacific (All Campuses)

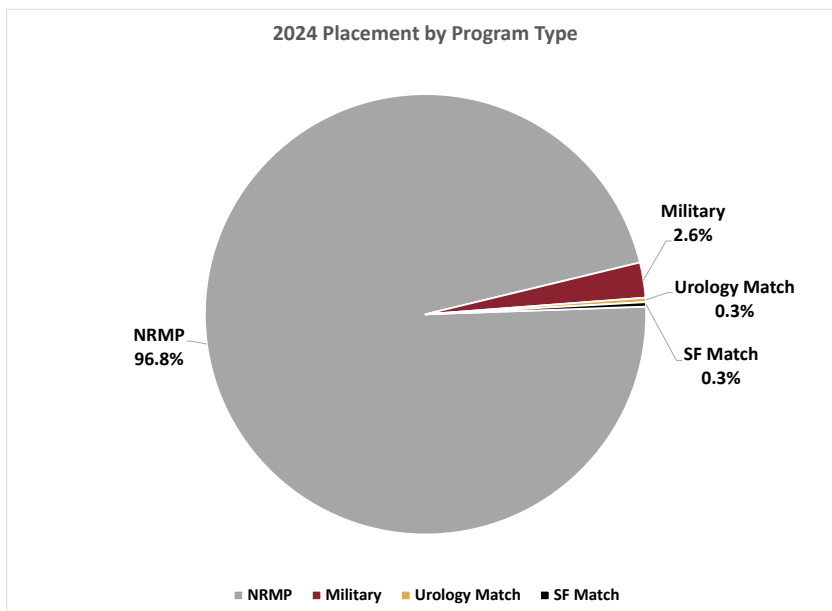
Placement Rates (2020 to 2024)

Class	Total Graduates	Placement Rate
DO/DONW Class of 2024	312	99.3%
DO/DONW Class of 2023	320	98.4%
DO/DONW Class of 2022	324	99.1%
DO/DONW Class of 2021	316	97.8%
DO/DONW Class of 2020	315	96.8%

Class of 2024 Placement Rates

The DO/DONW class of 2024 is composed of 312 students, one of which decided to pursue a research year and one who did not seek placement whatsoever. The chart below details the placement rate for the 312 DO/DONW 2024 students who participated in the 2024 cycle by program/placement type.

Program	2024
NRMP	300
Military	8
Urology Match	1
SF Match	1
Total Placed:	310
Placement Rate:	100.0%



Placement by Specialty

310 seniors participated in match services in the 2024 season, and 310 students placed to residency.

Specialty	Total Placed	% of Total
Anesthesiology	16	5.2%
Child Neurology	1	0.3%
Dermatology	1	0.3%
Emergency Medicine	45	14.5%
Family Medicine	62	20.0%
General Surgery	2	0.6%
Internal Medicine	87	28.1%
Internal Medicine/Pediatrics	1	0.3%
Neurology	5	1.6%
Obstetrics-Gynecology	11	3.5%
Ophthalmology	1	0.3%
Orthopedic Surgery	3	1.0%
Pathology – Anatomic and Clinical	10	3.2%
Pediatrics	24	7.7%
Pediatrics/Medical Genetics	1	0.3%
Phys Medicine & Rehab	3	1.0%
Psychiatry	17	5.5%
Surgery – General	5	1.6%
Surgery – Preliminary	1	0.3%
Transitional Year	13	4.2%
Urology	1	0.3%
Total:	310	100
Total Primary Care*:	174	
Primary Care %:	56.1%	

*Based on HRSA definition of primary care specialties.

Placement by Location/Program

Location/Program	Total	% of Total
Arizona	7	2.2%
Creighton University Affiliated Hospital	1	0.3%
Health Education Services	1	0.3%
HonorHealth	1	0.3%
University of Arizona COM-Phoenix	1	0.3%
University of Arizona COM-South Campus	1	0.3%
University of Arizona COM-Tucson	2	0.6%
California	174	55.8%
Adventist Health Glendale	2	0.6%
Adventist Health White Memorial	4	1.3%
AltaMed Health Services	1	0.3%
Arrowhead Regional Medical Center	14	4.5%
California Hospital Medical Center	1	0.3%
Charles R Drew University	1	0.3%
Childrens Hospital – LA	1	0.3%
College Medical Center	1	0.3%
Community Mem Health Systems	4	1.3%
David Grant Medical Center at Travis Air Force Base	1	0.3%
Desert Regional Medical Center	3	1.0%
Dignity Health Northridge Hosp Med Ctr	1	0.3%
Eisenhower Medical Center	2	0.6%
Emanate Health	1	0.3%
Harbor-UCLA Medical Center	5	1.6%
Huntington Memorial Hospital	1	0.3%
Kaiser Permanente-Central Valley	1	0.3%
Kaiser Permanente-Fontana	3	1.0%
Kaiser Permanente-Los Angeles	9	2.9%
Kaiser Permanente-Oakland	1	0.3%
Kaiser Permanente-Orange County	2	0.6%
Kaiser Permanente-Riverside	2	0.6%
Kaiser Permanente-Santa Clara	1	0.3%
Kaweah Delta Health Care District	4	1.3%
Kern Medical Center	3	1.0%
KPC Health Hemet Valley Medical Center	1	1.0%
Loma Linda University-Murrieta	2	0.6%
Loma Linda University	13	4.2%
Long Beach Memorial Medical Center	1	0.3%
Los Robles Health System	3	1.0%
Marian Regional Medical Center	2	0.6%
Mercy Medical Center-Redding	1	0.3%
Mission Community Hospital	2	0.6%
Morehouse School of Medicine	1	0.3%

Naval Medical Center San Diego	1	0.3%
Olive View-UCLA Med Ctr	1	0.3%
PIH Health Hospital Downey	1	0.3%
Prime West Consortium	1	0.3%
Riverside Community Hospital	4	1.3%
Riverside University Health System	12	3.8%
San Joaquin General Hospital	1	0.3%
San Ysidro Health	1	0.3%
Santa Barbara Cottage Hospital	1	0.3%
Santa Clara Valley Medical Center	3	1.0%
Scripps Clinic/Green Hospital	1	0.3%
Scripps Mercy Hospital-San Diego	2	0.6%
St Joseph's Medical Center	5	1.6%
St Mary Medical Center-Long Beach	1	0.3%
Stanford Health Care	1	0.3%
Sutter Health	2	0.6%
SW Healthcare Medical Education Consortium	9	2.9%
Travis Air Force Base	1	0.3%
University of Southern California	7	2.2%
UC Davis Medical Center	5	1.6%
UC Irvine Medical Center	8	2.6%
UC Riverside SOM	3	1.0%
UC San Francisco	1	0.3%
UC San Francisco-Fresno	6	1.9%
Ventura County Medical Center	1	0.3%
Colorado	4	1.3%
Centura Health Corporation	1	0.3%
HealthONE	2	0.6%
Poudre Valley Hospital	1	0.3%
Connecticut	1	0.3%
U Connecticut School of Medicine	1	0.3%
Florida	3	1.0%
HCA Healthcare East FL Division GME	1	0.3%
Lakeland Regional Health	1	0.3%
Orlando Health	1	0.3%
Hawaii	2	0.6%
Hilo Medical Center	1	0.3%
Tripler Army Medical Center	1	0.3%
Idaho	1	0.3%
University of Washington Boise	1	0.3%
Illinois	1	0.3%
University of Illinois COM-Peoria	1	0.3%
Indiana	1	0.3%
Parkview Health	1	0.3%
Iowa	2	0.6%

Central Iowa Health System	1	0.3%
Mercy Medical Center – Des Moines	1	0.3%
Kentucky	3	1.0%
University of Kentucky Medical Center	2	0.6%
University of Louisville SOM	1	0.3%
Louisiana	3	1.0%
LSU SOM-Bastion Rouge	1	0.3%
LSU SOM-New Orleans	1	0.3%
LSUHSC-Shreveport	1	0.3%
Massachusetts	1	0.3%
Lahey Clinic	1	0.3%
Michigan	10	3.2%
Ascension Genesys Hospital	1	0.3%
Authority Health GME	1	0.3%
Corewell Health East Beaumont	1	0.3%
Corewell Health Lakeland	1	0.3%
Detroit Medical Center/WSU	1	0.3%
Henry Ford Jackson Hospital	1	0.3%
University of Michigan Health-West	1	0.3%
University of Michigan Hospital-Ann Arbor	1	0.3%
Western Michigan University Stryker SOM	2	0.6%
Missouri	3	1.0%
HCA Healthcare Kansas City	1	0.3%
Still OPTI-Northeast Regional Medical Center	1	0.3%
University Hospital-Columbia	1	0.3%
Nevada	9	2.9%
Kirk Kerkorian SOM at UNLV	1	0.3%
Mike O'Callaghan Federal Hospital, Nellis AFB/University of Nevada	1	0.3%
Nellis Air Force Base	1	0.3%
Sunrise Health GME Consortium	2	0.6%
University Nevada Reno SOM	1	0.3%
Valley Health System	1	0.3%
Valley Hospital Medical Center	2	0.6%
New Jersey	5	1.6%
Hackensack University Medical Center	2	0.6%
ISMMS Valley Health System	1	0.3%
Rutgers-Jersey City Medical Center	1	0.3%
Virtua Health	1	0.3%
New Mexico	4	1.3%
University of New Mexico	4	1.3%
New York	16	5.1%
Albany Medical Center	6	1.9%
Nassau University Medical Center	1	0.3%
NYP Brooklyn Methodist Hospital	1	0.3%

Stony Brook Teach Hospital	1	0.3%
SUNY Upstate Medical University	1	0.3%
University of Rochester/Strong Memorial	3	1.0%
University at Buffalo SOM-NY	1	0.3%
Wyckoff Heights Medical Center	1	0.3%
Zucker SOM-Northwell Staten Island University	1	0.3%
North Carolina	1	0.3%
University of North Carolina Hospital	1	0.3%
Ohio	4	1.3%
Akron General Medical Center/NEOMED	1	0.3%
Mercy Health-St Ritas Medical Center	1	0.3%
Ohio State University Medical Center	2	0.6%
Oregon	20	6.4%
Legacy Emanuel/Good Samaritan	2	0.6%
Oregon Health & Science Univ	10	3.2%
Providence Health	2	0.6%
Roseburg Family Medicine	1	0.3%
Samaritan Health Services-Corvallis	5	1.6%
Pennsylvania	6	1.9%
Albert Einstein Healthcare Network	1	0.3%
Albert Einstein Medical Center	1	0.3%
Jefferson Health-Northeast	1	0.3%
Thomas Jefferson University	2	0.6%
UPMC Lititz	1	0.3%
South Carolina	3	0.6%
Lexington Medical Center	1	0.3%
Prisma Health-University of South Carolina SOM Greenville	1	0.3%
Tidelands Health	1	0.3%
Tennessee	2	0.6%
University of Tennessee COM-Chattanooga	1	0.3%
University Tennessee Gran SOM-Knoxville	1	0.3%
Texas	7	2.2%
Baylor S&W All Saints Medical Center	1	0.3%
Baylor Scott & White Medical Center	1	0.3%
Baylor University Medical Center-Dallas	1	0.3%
San Antonio Military Medical Center	1	0.3%
U Texas HSC-San Antonio	1	0.3%
U Texas Medical School – Houston	1	0.3%
William Beaumont Army Medical Center	1	0.3%
Virginia	3	1.0%
Virginia Commonwealth University Health System	3	1.0%
Washington	11	3.5%
Legacy Salmon Creek Medical Center	1	0.3%
PeaceHealth Southwest Medical Center	4	1.3%
Swedish Medical Center	1	0.3%

University of Washington Affiliated Hospital	1	0.3%
Virginia Mason Franciscan Health	4	1.3%
Wisconsin	3	1.0%
Gundersen Lutheran Medical Foundation	1	0.3%
Medical College Wisconsin Affiliate Hospital	2	0.6%
Grand Total	310	100.0%

College of Osteopathic Medicine of the Pacific (Pomona Campus)

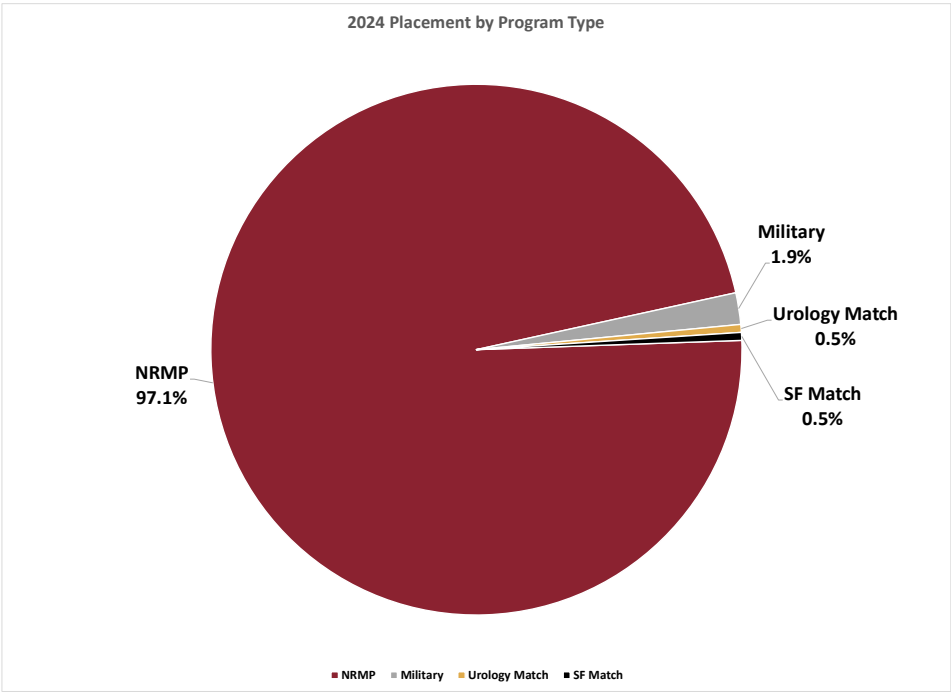
Placement Rates (2020 to 2024)

Class	Total Graduates	Placement Rate
DO Class of 2024	209	99.5%
DO Class of 2023	229	98.3%
DO Class of 2022	221	99.1%
DO Class of 2021	213	97.7%
DO Class of 2020	210	95.7%

Class of 2024 Placement Rates

The DO class of 2024 is composed of 209 students, one of which decided to do a research year. The chart below details the placement rate for the students who participated in the 2024 cycle by program/placement type.

Program	2024
NRMP	202
Military	4
SF Match	1
Urology Match	1
Total Placed:	208
Placement Rate:	100.0%



Placement by Specialty

Specialty	Total Placed	% of Total
Anesthesiology	10	4.8%
Dermatology	1	0.5%
Emergency Medicine	27	13.0%
Family Medicine	38	18.3%
General Surgery	1	0.5%
Internal Medicine	62	29.8%
Neurology	5	2.4%
Obstetrics-Gynecology	10	4.8%
Orthopedic Surgery	2	1.0%
Pathology – Anatomic and Clinical	6	2.9%
Pediatrics	17	8.2%
Phys Medicine & Rehab	2	1.0%
Psychiatry	14	6.7%
Surgery-Preliminary	2	1.0%
Transitional Year	10	4.8%
Urology	1	0.5%
Total:	208	100.0%
Total Primary Care*:	117	
Primary Care %:	56.3%	

**Based on HRSA definition of primary care specialties.*

Placement by Location/Program

Location/Program	Total	% of Total
Arizona	4	1.9%
Creighton University Affiliated Hospital	1	0.5%
Health Education Services	1	0.5%
HonorHealth	1	0.5%
University of Arizona COM-Phoenix	1	0.5%
California	158	75.6%
Adventist Health Glendale	2	1.0%
Adventist Health White Memorial	4	1.9%
AltaMed Health Services	1	0.5%
Arrowhead Regional Medical Center	13	6.2%
California Hospital Medical Center	1	0.5%
Charles R Drew University	1	0.5%
Childrens Hospital – LA	1	0.5%
College Medical Center	1	0.5%
Community Mem Health Systems	4	1.9%
Desert Regional Medical Center	2	1.0%
Dignity Health Northridge Hosp Med Ctr	1	0.5%
Eisenhower Medical Center	2	1.0%
Emanate Health	1	0.5%
Harbor-UCLA Medical Center	5	2.4%
Huntington Memorial Hospital	1	0.5%
Kaiser Permanente-Central Valley	1	0.5%
Kaiser Permanente-Fontana	3	1.4%
Kaiser Permanente-Los Angeles	9	4.3%
Kaiser Permanente-Oakland	1	0.5%
Kaiser Permanente-Orange County	2	1.0%
Kaiser Permanente-Riverside	2	1.0%
Kaiser Permanente-Santa Clara	1	0.5%
Kaweah Delta Health Care District	3	1.4%
Kern Medical Center	3	1.4%
Loma Linda University-Murrieta	2	1.0%
Loma Linda University	12	5.7%
Long Beach Memorial Medical Center	1	0.5%
Los Robles Health System	3	1.4%
Marian Regional Medical Center	1	0.5%
Mission Community Hospital	1	0.5%
Naval Medical Center San Diego	1	0.5%
Olive View-UCLA Med Ctr	1	0.5%
PIH Health Hospital Downey	1	0.5%
Prime West Consortium	1	0.5%
Riverside Community Hospital	4	1.9%

Riverside University Health System	12	5.7%
San Joaquin General Hospital	1	0.5%
San Ysidro Health	1	0.5%
Santa Barbara Cottage Hospital	1	0.5%
Santa Clara Valley Medical Center	3	1.4%
Scripps Clinic/Green Hospital	1	0.5%
Scripps Mercy Hospital-San Diego	2	1.0%
St Joseph's Medical Center	5	2.4%
St Mary Medical Center-Long Beach	1	0.5%
Sutter Health	1	0.5%
SW Healthcare Medical Education Consortium	8	3.8%
University of Southern California	7	3.3%
UC Davis Medical Center	4	1.9%
UC Irvine Medical Center	8	3.8%
UC Riverside SOM	3	1.4%
UC San Francisco	1	0.5%
UC San Francisco-Fresno	6	2.9%
Colorado	3	1.4%
Centura Health Corporation	1	0.5%
HealthONE	2	1.0%
Florida	3	1.4%
HCA Healthcare East FL Division GME	1	0.5%
Lakeland Regional Health	1	0.5%
Orlando Health	1	0.5%
Hawaii	1	0.5%
Tripler Army Medical Center	1	0.5%
Indiana	1	0.5%
Parkview Health	1	0.5%
Louisiana	1	0.5%
LSU SOM-New Orleans	1	0.5%
Michigan	4	1.9%
Authority Health GME	1	0.5%
Corewell Health East Beaumont	1	0.5%
Detroit Medical Center/WSU	1	0.5%
University of Michigan Health-West	1	0.5%
Missouri	1	0.5%
HCA Healthcare Kansas City	1	0.5%
Nevada	6	2.9%
Kirk Kerkorian SOM at UNLV	1	0.5%
Sunrise Health GME Consortium	2	1.0%
Valley Health System	1	0.5%
Valley Hospital Medical Center	2	1.0%
New Jersey	3	1.4%
Hackensack University Medical Center	1	0.5%
Rutgers-Jersey City Medical Center	1	0.5%

Virtua Health	1	0.5%
New York	5	2.4%
Albany Medical Center	1	0.5%
SUNY Upstate Medical University	1	0.5%
University at Buffalo SOM-NY	1	0.5%
Wyckoff Heights Medical Center	1	0.5%
Zucker SOM-Northwell Staten Island University	1	0.5%
Ohio	2	1.0%
Akron General Medical Center/NEOMED	1	0.5%
Mercy Health-St Ritas Medical Center	1	0.5%
Oregon	1	0.5%
Oregon Health & Science Univ	1	0.5%
Pennsylvania	3	1.4%
Jefferson Health-Northeast	1	0.5%
Thomas Jefferson University	2	1.0%
South Carolina	1	0.5%
Prisma Health-University of South Carolina SOM Greenville	1	0.5%
Tennessee	1	0.5%
University of Tennessee COM-Chattanooga	1	0.5%
Texas	5	2.4%
Baylor Scott & White Medical Center	1	0.5%
San Antonio Military Medical Center	1	0.5%
U Texas HSC-San Antonio	1	0.5%
U Texas Medical School – Houston	1	0.5%
WBAMC	1	0.5%
Virginia	3	1.4%
Virginia Commonwealth University Health System	3	1.4%
Washington	1	0.5%
PeaceHealth Southwest Medical Center	1	0.5%
Wisconsin	1	0.5%
Medical College Wisconsin Affiliate Hospital	1	0.5%
Grand Total	208	100.0%

College of Osteopathic Medicine of the Pacific (Lebanon Campus)

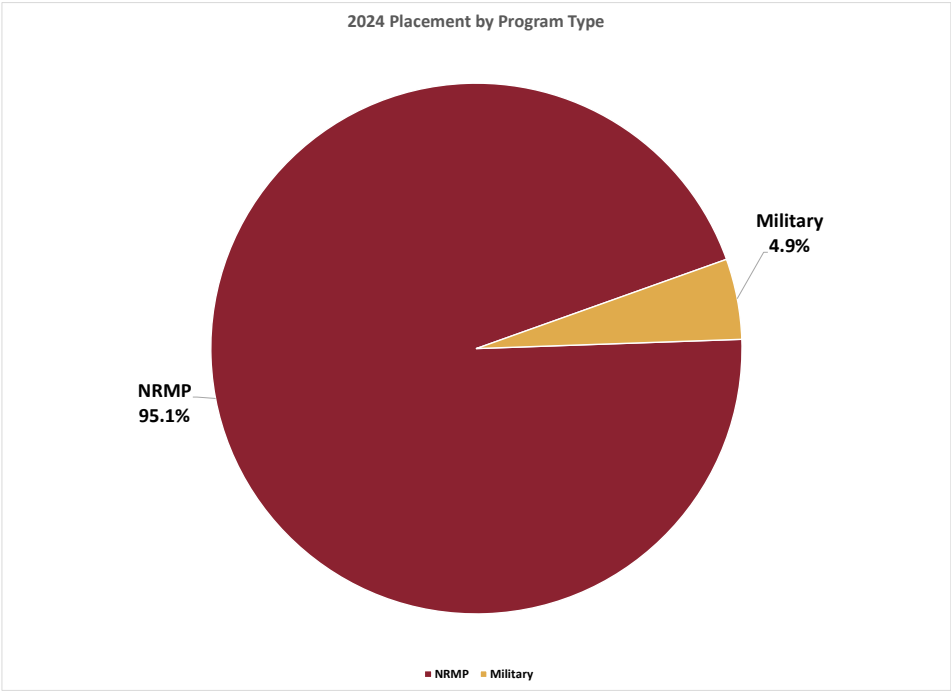
Placement Rates (2020 to 2024)

Class	Total Graduates	Placement Rate
DONW Class of 2024	103	99.0%
DONW Class of 2023	91	98.9%
DONW Class of 2022	103	99.0%
DONW Class of 2021	103	98.1%
DONW Class of 2020	105	99.1%

Class of 2024 Placement Rates

The DONW class of 2024 is composed of 103 students, one of which did not seek placement. The chart below details the placement rate for the students who participated in the 2024 cycle by program/placement type.

Program	2024
NRMP	97
Military	5
Total Placed:	102
Placement Rate:	100.0%



Placement by Specialty

Specialty	Total Placed	% of Total
Anesthesiology	6	5.9%
Child Neurology	1	1.0%
Emergency Medicine	18	17.6%
Family Medicine	24	23.5%
General Surgery	1	1.0%
Internal Medicine	25	24.5%
Internal Medicine/Pediatrics	1	1.0%
Obstetrics-Gynecology	1	1.0%
Ophthalmology	1	1.0%
Orthopedic Surgery	1	1.0%
Pathology-Anatomic and Clinical	4	3.9%
Pediatrics	7	6.9%
Pediatrics/Medical Genetics	1	1.0%
Physical Medicine and Rehabilitation	1	1.0%
Psychiatry	3	2.9%
Surgery-General	3	2.9%
Surgery-Preliminary	1	1.0%
Transitional Year	3	2.9%
Total:	102	100.0%
Total Primary Care*:	57	
Primary Care %:	55.9%	

**Based on HRSA definition of primary care specialties.*

Placement by Location/Program

Location/Program	Total	% of Total
Arizona	3	2.9%
University of Arizona COM-South Campus	1	0.3%
University of Arizona COM-Tucson	2	0.6%
California	16	15.5%
Arrowhead Regional Medical Center	1	1.0%
David Grant Medical Center at Travis Air Force Base	1	1.0%
Desert Regional Medical Center	1	1.0%
Kaweah Delta Health Care District	1	1.0%
KPC Health Hemet Valley Medical Center	1	1.0%
Loma Linda University	1	1.0%
Marian Regional Medical Center	1	1.0%
Mercy Medical Center-Redding	1	1.0%
Mission Community Hospital	1	1.0%
Morehouse School of Medicine	1	1.0%
Stanford Health Care	1	1.0%
Sutter Health	1	1.0%
SW Healthcare Medical Education Consortium	1	1.0%
Travis Air Force Base	1	1.0%
UC Davis Medical Center	1	1.0%
Ventura County Medical Center	1	1.0%
Colorado	1	1.0%
Poudre Valley Hospital	1	1.0%
Connecticut	1	1.0%
U Connecticut School of Medicine	1	1.0%
Hawaii	1	1.0%
Hilo Medical Center	1	1.0%
Idaho	1	1.0%
University of Washington Boise	1	1.0%
Illinois	1	1.0%
University of Illinois COM-Peoria	1	1.0%
Iowa	2	1.9%
Central Iowa Health System	1	1.0%
Mercy Medical Center – Des Moines	1	1.0%
Kentucky	3	2.9%
University of Kentucky Medical Center	2	1.9%
University of Louisville SOM	1	1.0%
Louisiana	2	1.9%
LSU SOM-Bastion Rouge	1	1.0%
LSUHSC-Shreveport	1	1.0%
Massachusetts	1	1.0%
Lahey Clinic	1	1.0%
Michigan	6	5.8%

Ascension Genesys Hospital	1	1.0%
Corewell Health Lakeland	1	1.0%
Henry Ford Jackson Hospital	1	1.0%
University of Michigan Hospital-Ann Arbor	1	1.0%
Western Michigan University Stryker SOM	2	1.9%
Missouri	2	1.9%
Still OPTI-Northeast Regional Medical Center	1	1.0%
University Hospital-Columbia	1	1.0%
Nevada	3	2.9%
Mike O'Callaghan Federal Hospital, Nellis AFB/University of Nevada	1	1.0%
Nellis Air Force Base	1	1.0%
University Nevada Reno SOM	1	1.0%
New Jersey	2	1.9%
Hackensack University Medical Center	1	1.0%
ISMMS Valley Health System	1	1.0%
New Mexico	4	3.9%
University of New Mexico	4	3.9%
New York	11	10.7%
Albany Medical Center	5	4.9%
Nassau University Medical Center	1	1.0%
NYP Brooklyn Methodist Hospital	1	1.0%
Stony Brook Teach Hospital	1	1.0%
University of Rochester/Strong Memorial	3	2.9%
North Carolina	1	1.0%
University of North Carolina Hospital	1	1.0%
Ohio	2	1.9%
Ohio State University Medical Center	2	1.9%
Oregon	19	18.4%
Legacy Emanuel/Good Samaritan	2	1.9%
Oregon Health & Science Univ	9	8.7%
Providence Health	2	1.9%
Roseburg Family Medicine	1	1.0%
Samaritan Health Services-Corvallis	5	4.9%
Pennsylvania	3	2.9%
Albert Einstein Healthcare Network	1	1.0%
Albert Einstein Medical Center	1	1.0%
UPMC Lititz	1	1.0%
South Carolina	2	1.9%
Lexington Medical Center	1	1.0%
Tidelands Health	1	1.0%
Tennessee	1	1.0%
University Tennessee Gran SOM-Knoxville	1	1.0%
Texas	2	1.9%
Baylor S&W All Saints Medical Center	1	1.0%

Baylor University Medical Center-Dallas	1	1.0%
Washington	10	9.7%
Legacy Salmon Creek Medical Center	1	1.0%
PeaceHealth Southwest Medical Center	3	2.9%
Swedish Medical Center	1	1.0%
University of Washington Affiliated Hospital	1	1.0%
Virginia Mason Franciscan Health	4	3.9%
Wisconsin	2	1.9%
Gundersen Lutheran Medical Foundation	1	1.0%
Medical College Wisconsin Affiliate Hospital	1	1.0%
Grand Total	102	100.0%