

Placement Rates

2023

This report contains placement rates for the DO & DONW 2023 graduating class as of July 2023. Placement rates are presented by specialty type, location, and program.

DO/DONW 2023

College of Osteopathic Medicine of the Pacific (All Campuses)

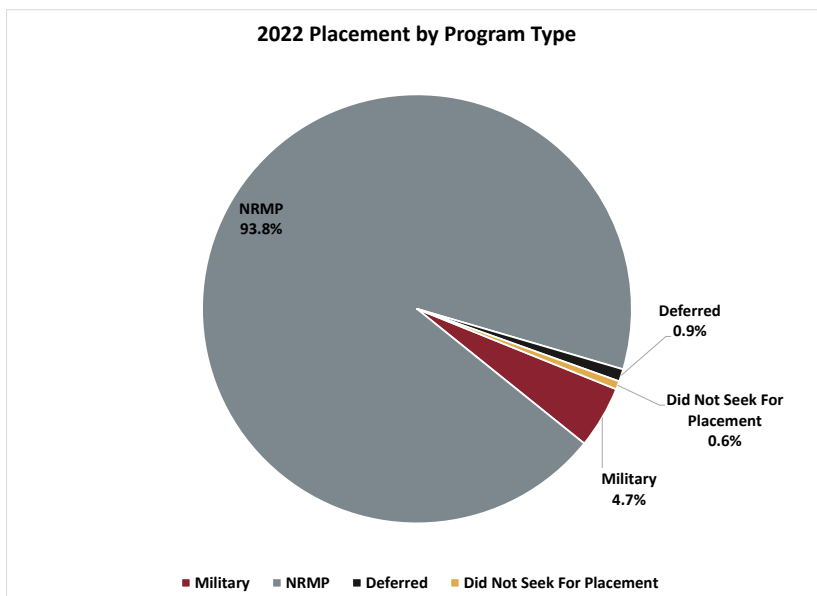
Placement Rates (2019 to 2023)

Class	Total Graduates	Placement Rate
DO/DONW Class of 2023	320	98.4%
DO/DONW Class of 2022	324	99.1%
DO/DONW Class of 2021	316	97.8%
DO/DONW Class of 2020	315	96.8%
DO/DONW Class of 2019	328	98.8%

Class of 2023 Placement Rates

The DO/DONW class of 2023 is comprised of 320 students, three of whom deferred their placement to the 2024 cycle, and two did not seek placement. The chart below details the placement rate for the 315 DO/DONW 2023 students that participated in the 2023 cycle by program/placement type.

Program	2023
NRMP	299
Military	15
Urology Match	1
Deferred	3
Did Not Seek Placement	2
Total Placed:	315
Placement Rate:	98.4%



Choice

Of the 315 students who placed after they participated in a match program in 2023, 315 placed into a residency program.

Placement by Specialty

Specialty	Total Placed	% of Total
Anesthesiology	13	4.1%
Child Neurology	3	1.0%
Dermatology	3	1.0%
Emergency Medicine	29	9.2%
Family Medicine	88	27.9%
General Surgery	5	1.6%
Internal Medicine	80	25.4%
Internal Medicine/Pediatrics	3	1.0%
Medicine - Preliminary	3	1.0%
Neurology	5	1.6%
Obstetrics-Gynecology	10	3.2%
Orthopedic Surgery	4	1.3%
Pathology – Anatomic and Clinical	3	1.0%
Pediatrics	20	6.3%
Phys Medicine & Rehab	13	4.1%
Psychiatry	16	5.1%
Radiology – Diagnostic	7	2.2%
Surgery – Preliminary	3	1.0%
Transitional Year	6	1.9%
Urology	1	0.3%
Total:	315	100.0%
Total Primary Care*:	191	
Primary Care %:	60.6%	

**Based on HRSA definition of primary care specialties.*

Placement by Location/Program

Location/Program	Total	% of Total
Arizona	15	4.8%
Creighton University Affiliated Hospital	4	1.3%
Midwestern University OPTI	1	0.3%
University of Arizona COM-Phoenix	1	0.3%
University of Arizona COM-Tucson	9	2.9%
California	154	48.9%
Adventist Health Glendale	4	1.3%
Adventist Health White Memorial	2	0.6%
Alameda Health Sys-Highland Hospital	1	0.3%
AltaMed Health Services	2	0.6%
Arrowhead Regional Medical Center	8	2.5%
California Hospital Medical Center	1	0.3%
College Medical Center	1	0.3%
Community Mem Health Systems	6	1.9%
Desert Regional Medical Center	5	1.6%
Dignity Health Northridge Hosp Med Ctr	1	0.3%
Eisenhower Medical Center	2	0.6%
Emanate Health	3	1.0%
Harbor-UCLA Medical Center	3	1.0%
Kaiser Permanente-Fontana	6	1.9%
Kaiser Permanente-Los Angeles	3	1.0%
Kaiser Permanente-Orange County	3	1.0%
Kaiser Permanente-Riverside	2	0.6%
Kaiser Permanente-San Jose	1	0.3%
Kaiser Permanente-Santa Clara	1	0.3%
Kaiser Permanente-Woodland Hills	1	0.3%
Kaweah Delta Health Care District	2	0.6%
KPC Health Hemet Valley Medical Center	2	0.6%
Loma Linda University-Murrieta	1	0.3%
Loma Linda University	18	5.7%
Los Robles Health System	1	0.3%
Marian Regional Medical Center	3	1.0%
Mercy Medical Center-Merced	1	0.3%
Mercy Medical Center-Redding	1	0.3%
Naval Hospital Camp Pendleton	2	0.6%
Naval Medical Center San Diego	3	1.0%
Olive View-UCLA Med Ctr	1	0.3%
PIH Health Hospital Downey	1	0.3%
Pomona Valley Hospital	2	0.6%
Presby Intercommunity Hospital	1	0.3%
Riverside Community Hospital	2	0.6%
Riverside University Health System	11	3.5%

San Ysidro Health	2	0.6%
Scripps Clinic/Green Hospital	1	0.3%
Scripps Mercy Hospital-San Diego	2	0.6%
Shasta Community Health Center	1	0.3%
St Agnes Medical Center	1	0.3%
St Joseph Hospital-Eureka	1	0.3%
St Joseph's Medical Center	1	0.3%
St Mary Medical Center-Long Beach	2	0.6%
Stanford Health Care	2	0.6%
Sutter Health	2	0.6%
Travis Air Force Base	1	0.3%
University of Southern California	4	1.3%
UC Davis Medical Center	3	1.0%
UC Irvine Medical Center	9	2.9%
UC Riverside SOM	1	0.3%
UC San Francisco-Fresno	3	1.0%
UHS So California Medical Education Consortium	6	1.9%
VA Greater LA Health System	1	0.3%
Valley Consortium	1	0.3%
Valley Health Team	1	0.3%
Ventura County Medical Center	1	0.3%
Colorado	5	1.6%
HealthONE	3	1.0%
North Colorado Medical Center	1	0.3%
University of Colorado SOM-Denver	1	0.3%
Connecticut	1	0.3%
Norwalk Hospital	1	0.3%
Delaware	1	0.3%
Bayhealth Medical Center	1	0.3%
Florida	7	2.2%
Eglin Air Force Base	1	0.3%
HCA Healthcare East FL Division GME	1	0.3%
HCA Healthcare/USF Morsani GME-Citrus	1	0.3%
Orange Park Medical Center	1	0.3%
University of Central Florida/HCA Healthcare GME	2	0.6%
U Miami/Jackson Health System	1	0.3%
Georgia	1	0.3%
Northside Hospital Gwinnett	1	0.3%
Hawaii	1	0.3%
University of Hawaii	1	0.3%
Idaho	2	0.6%
Full Circle Health	1	0.3%
University of Washington Boise	1	0.3%
Illinois	7	2.2%
Advocate Health Care	1	0.3%

Ascension St. Joseph	1	0.3%
MacNeal Hospital	1	0.3%
University of Illinois COM-Chicago	1	0.3%
University of Illinois COM-Peoria	2	0.6%
University of Chicago Medical Center	1	0.3%
Indiana	2	0.6%
Indiana University SOM	2	0.6%
Iowa	1	0.3%
Siouxland Medical Education Foundation	1	0.3%
Louisiana	1	0.3%
Ochsner Clinic Foundation	1	0.3%
Massachusetts	3	1.0%
Cambridge Health Alliance	1	0.3%
Harvard South Shore	1	0.3%
Tufts Medical Center	1	0.3%
Maine	1	0.3%
Maine Medical Center	1	0.3%
Michigan	5	1.6%
Central Michigan University COM	1	0.3%
Spectrum Health/MSU	1	0.3%
Trinity Health Oakland	1	0.3%
University of Michigan Health-West	1	0.3%
University of Michigan Hospital-Ann Arbor	1	0.3%
Minnesota	1	0.3%
Hennepin County Medical Center	1	0.3%
Missouri	2	0.6%
Still OPTI-Northeast Regional Medical Center	1	0.3%
University of Missouri-KC	1	0.3%
Montana	1	0.3%
Billings Clinic	1	0.3%
Nebraska	2	0.6%
Offutt Air Force Base	1	0.3%
University of Nebraska Medical Center	1	0.3%
Nevada	8	2.5%
Sunrise Health GME Consortium	4	1.3%
University Nevada Reno SOM	1	0.3%
Valley Hospital Medical Center	3	1.0%
New Jersey	3	1.0%
HMH-Palisades Medical Center	1	0.3%
Hoboken University Medical Center	1	0.3%
Virtua-NJ Rowan SOM	1	0.3%
New Mexico	1	0.3%
MountainView Regional Medical Center	1	0.3%
New York	9	2.9%
New York Presbyterian/Queens	1	0.3%

NYP Hospital-Columbia University Medical Center	1	0.3%
OBH Brookdale University Hospital Medical Center	1	0.3%
St Barnabas Hospital	2	0.6%
St. John's Riverside Hospital	1	0.3%
SUNY Upstate Medical University	1	0.3%
University at Buffalo SOM-NY	1	0.3%
Zucker SOM-Northwell Staten Island University	1	0.3%
North Carolina	3	1.0%
Campbell University	1	0.3%
Duke University Medical Center	1	0.3%
ECU Health Medical Center	1	0.3%
Ohio	7	2.2%
Canton Medical Education Foundation/NEOMED	1	0.3%
OhioHealth-Doctor's Hospital	2	0.6%
The MetroHealth System/Case Western University	1	0.3%
University of Cincinnati Medical Center	3	1.0%
Oklahoma	2	0.6%
Integrus Health	1	0.3%
OMECO	1	0.3%
Oregon	18	5.7%
Legacy Emanuel/Good Samaritan	3	1.0%
Oregon Health & Science Univ	5	1.6%
Providence Health	2	0.6%
Roseburg Family Medicine	1	0.3%
Samaritan Health Services-Corvallis	7	2.2%
Pennsylvania	11	3.5%
Albert Einstein Medical Center	3	1.0%
Main Line Health	1	0.3%
Mercy Catholic Medical Center	1	0.3%
Pennsylvania State Hershey Medical Center	1	0.3%
St. Luke's Hospital Anderson	1	0.3%
Suburban Community Hospital	1	0.3%
Temple University Hospital	1	0.3%
Tower Health/Reading Hospital	1	0.3%
UPMC Lititz	1	0.3%
Rhode Island	1	0.3%
Brown University/Rhode Island Hospital	1	0.3%
Tennessee	2	0.6%
Meharry/Metro General Hospital	1	0.3%
University Tennessee Ascension St Thomas	1	0.3%
Texas	13	4.1%
Baylor College of Medicine-Houston	3	1.0%
Baylor Scott & White Medical Center	2	0.6%
Brooke Army Medical Center	2	0.6%
Fort Hood	1	0.3%

HCA Medical City Healthcare	2	0.6%
San Antonio Military Medical Center	1	0.3%
U Texas Med Branch-Galveston	2	0.6%
Utah	1	0.3%
University of Utah Health	1	0.3%
Virginia	1	0.3%
Naval Medical Center Portsmouth	1	0.3%
Washington	19	6.0%
Central WA Family Med	1	0.3%
Community Health Care	1	0.3%
Madigan Army Medical Center	2	0.6%
MultiCare Health System (OMAK Program)	1	0.3%
PeaceHealth Southwest Medical Center	3	1.0%
Providence Sacred Heart Medical Center	3	1.0%
Providence St. Peter Hospital	1	0.3%
Puyallup Tribal Health Authority	1	0.3%
Sea Mar Community Health Center	1	0.3%
University of Washington Affiliated Hospital	1	0.3%
Valley Medical Center	2	0.6%
Virginia Mason Franciscan Health	1	0.3%
Wright Center for GME	1	0.3%
Wisconsin	3	1.0%
Medical College of Wisconsin Affiliated Hospital	1	0.3%
U Wisconsin Hospital and Clinics	2	0.6%
Grand Total	315	100.0%

College of Osteopathic Medicine of the Pacific (Pomona Campus)

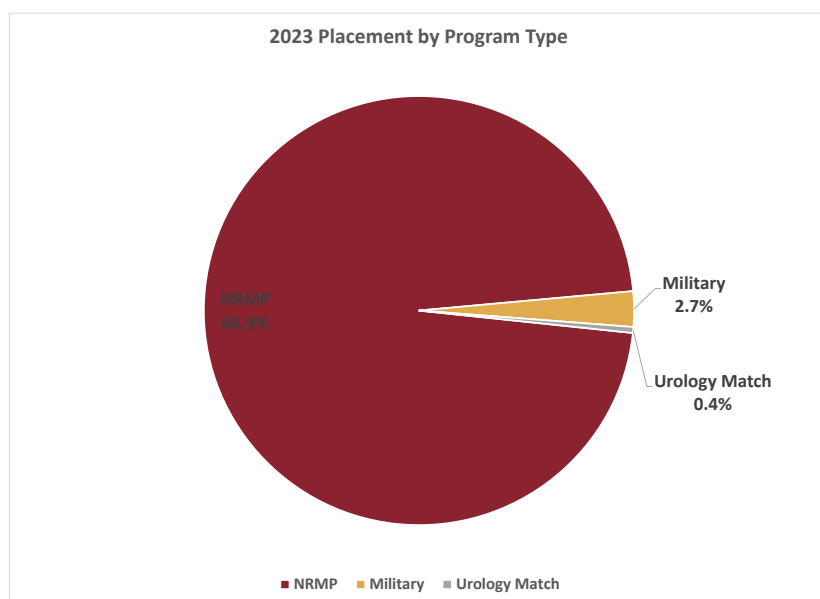
Placement Rates (2019 to 2023)

Class	Total Graduates	Placement Rate
DO Class of 2023	229	98.3%
DO Class of 2022	221	99.1%
DO Class of 2021	213	97.7%
DO Class of 2020	210	95.7%
DO Class of 2019	224	98.2%

Class of 2023 Placement Rates

The DO class of 2023 is comprised of 229 students, two of whom deferred their placement to the 2024 cycle. The chart below details the placement rate for the students that participated in the 2023 cycle by program/placement type.

Program	2023
NRMP	218
Military	6
Urology Match	1
Deferred	2
Did Not Seek Placement	2
Total Placed:	225
Placement Rate:	98.3%



Choice

Of the 229 students who placed after their participation in a match program in 2023, 225 placed into a residency program.

Placement by Specialty

Specialty	Total Placed	% of Total
Anesthesiology	9	4.0%
Child Neurology	2	0.9%
Dermatology	3	1.3%
Emergency Medicine	19	8.4%
Family Medicine	62	27.6%
General Surgery	3	1.3%
Internal Medicine	58	25.8%
Internal Medicine/Pediatrics	3	1.3%
Medicine-Primary	2	0.9%
Neurology	4	1.8%
Obstetrics-Gynecology	8	3.6%
Orthopedic Surgery	4	1.8%
Pathology – Anatomic and Clinical	2	0.9%
Pediatrics	12	5.3%
Phys Medicine & Rehab	9	4.0%
Psychiatry	14	6.2%
Radiology-Diagnostic	1	0.4%
Surgery-Preliminary	3	1.3%
Transitional Year	6	2.7%
Urology	1	0.4%
Total:	225	100.0%
Total Primary Care*:	137	
Primary Care %:	61%	

**Based on HRSA definition of primary care specialties.*

Placement by Location/Program

Location/Program	Total	% of Total
Arizona	8	3.6%
Creighton University Affiliated Hospital	1	0.4%
Midwestern University OPTI	1	0.4%
University of Arizona COM-Phoenix	1	0.4%
University of Arizona COM-Tucson	5	2.2%
California	142	63.1%
Adventist Health Glendale	4	1.8%
Adventist Health White Memorial	2	0.9%
Alameda Health Sys-Highland Hospital	1	0.4%
AltaMed Health Services	2	0.9%
Arrowhead Regional Medical Center	8	3.6%
California Hospital Medical Center	1	0.4%
College Medical Center	1	0.4%
Community Mem Health Systems	6	2.7%
Desert Regional Medical Center	3	1.3%
Dignity Health Northridge Hosp Med Ctr	1	0.4%
Eisenhower Medical Center	2	0.9%
Emanate Health	3	1.3%
Harbor-UCLA Medical Center	3	1.3%
Kaiser Permanente-Fontana	6	2.7%
Kaiser Permanente-Los Angeles	3	1.3%
Kaiser Permanente-Orange County	3	1.3%
Kaiser Permanente-Riverside	2	0.9%
Kaiser Permanente-San Jose	1	0.4%
Kaiser Permanente-Santa Clara	1	0.4%
Kaiser Permanente-Woodland Hills	1	0.4%
Kaweah Delta Health Care District	2	0.9%
KPC Health Hemet Valley Medical Center	2	0.9%
Loma Linda University-Murrieta	1	0.4%
Loma Linda University	18	8.0%
Los Robles Health System	1	0.4%
Marian Regional Medical Center	2	0.9%
Mercy Medical Center Merced	1	0.4%
Mercy Medical Center Redding	1	0.4%
Naval Medical Center San Diego	1	0.4%
Olive View-UCLA Med Ctr	1	0.4%
PIH Health Hospital Downey	1	0.4%
Pomona Valley Hospital	2	0.9%
Presby Intercommunity Hospital	1	0.4%
Riverside Community Hospital	2	0.9%
Riverside University Health System	10	4.4%

San Ysidro Health	1	0.4%
Scripps Clinic/Green Hospital	1	0.4%
Scripps Mercy Hospital-San Diego	2	0.9%
Shasta Community Health Center	1	0.4%
St Agnes Medical Center	1	0.4%
St Mary Medical Center-Long Beach	2	0.9%
Stanford Health Care	2	0.9%
Sutter Health	2	0.9%
University of Southern California	4	1.8%
UC Davis Medical Center	3	1.3%
UC Irvine Medical Center	9	4.0%
UC Riverside SOM	1	0.4%
UC San Francisco-Fresno	3	1.3%
UHS So California Medical Education Consortium	6	2.7%
VA Greater LA Hlth Sys	1	0.4%
Valley Consortium	1	0.4%
Valley Health Team	1	0.4%
Ventura County Medical Center	1	0.4%
Colorado	3	1.3%
HealthOne	2	0.9%
North Colorado Medical Center	1	0.4%
Delaware	1	0.4%
Bayhealth Medical Center	1	0.4%
Florida	5	2.2%
Eglin Air Force Base	1	0.4%
HCA Healthcare East FL Division	1	0.4%
University Central FL/HCA HealthCare GME	2	0.9%
U Miami/Jackson Health System	1	0.4%
Georgia	1	0.4%
Northside Hospital Gwinnett	1	0.4%
Idaho	1	0.4%
University of Washington Boise	1	0.4%
Illinois	6	2.7%
Advocate Health Care	1	0.4%
Ascension St Joseph	1	0.4%
MacNeal Hospital	1	0.4%
University of Illinois COM-Chicago	1	0.4%
University of Illinois COM-Peoria OSF	1	0.4%
University of Chicago Medical Center	1	0.4%
Indiana	2	0.9%
Indiana University SOM	2	0.9%
Iowa	1	0.4%
Siouxland Medical Ed Foundation	1	0.4%
Maine	1	0.4%
Maine Medical Center	1	0.4%

Massachusetts	3	1.3%
Cambridge Health Alliance	1	0.4%
Harvard South Shore	1	0.4%
Tufts Medical Center	1	0.4%
Michigan	3	1.3%
Central Michigan University SOM	1	0.4%
Spectrum Health/Michigan State University	1	0.4%
Trinity Health Oakland	1	0.4%
Missouri	1	0.4%
Still OPTI-Northeast Regional Medical Center	1	0.4%
Nebraska	1	0.4%
Offutt Air Force Base	1	0.4%
Nevada	7	3.1%
Sunrise Health GME Consortium	3	1.3%
University of Nevada Reno SOM	1	0.4%
Valley Hospital Medical Center	3	1.3%
New Jersey	3	1.3%
HMH-Palisades Medical Center	1	0.4%
Hoboken University Medical Center	1	0.4%
Virtua-NJ Rowan SOM	1	0.4%
New Mexico	1	0.4%
MountainView Regional Medical Center	1	0.4%
New York	6	2.7%
NYP Brooklyn Methodist Hospital	1	0.4%
OBH Brookdale University Hospital Medical Center	1	0.4%
St Barnabas Hospital	1	0.4%
SUNY Upstate Medical University	1	0.4%
University at Buffalo SOM-NY	1	0.4%
Zucker SOM-Northwell Staten Island University	1	0.4%
North Carolina	1	0.4%
Duke University Medical Center	1	0.4%
Ohio	3	1.3%
Canton Medical Ed Fdn/NEOMED	1	0.4%
Ohio Health Doctors Hospital	2	0.9%
Oregon	3	1.3%
Legacy Emanuel/Good Samaritan	1	0.4%
Oregon Health & Science Univ	1	0.4%
Samaritan Health Services-Corvallis	1	0.4%
Pennsylvania	6	2.7%
Albert Einstein Medical Center	1	0.4%
Main Line Health	1	0.4%
Mercy Catholic Medical Center	1	0.4%
Penn State Hershey Med Ctr	1	0.4%
St. Luke's Hospital-Anderson	1	0.4%
Temple University Hospital	1	0.4%

Tennessee	1	0.4%
University Tennessee Ascension St Thomas	1	0.4%
Texas	9	4.0%
Baylor College of Medicine-Houston	2	0.9%
Brooke Army Medical Center	2	0.9%
Fort Hood	1	0.4%
HCA Medical City Healthcare	2	0.9%
U Texas Med Branch-Galveston	2	0.9%
Washington	5	2.2%
PeaceHealth Southwest Med Center	1	0.4%
Puyallup Tribal Health Authority	1	0.4%
University of Washington Affiliated Hospital	1	0.4%
Valley Medical Center	1	0.4%
Virginia Mason Franciscan Health	1	0.4%
Wisconsin	1	0.4%
Medical College of Wisconsin Affiliated Hospital	1	0.4%
Grand Total	225	100.00%

College of Osteopathic Medicine of the Pacific (Lebanon Campus)

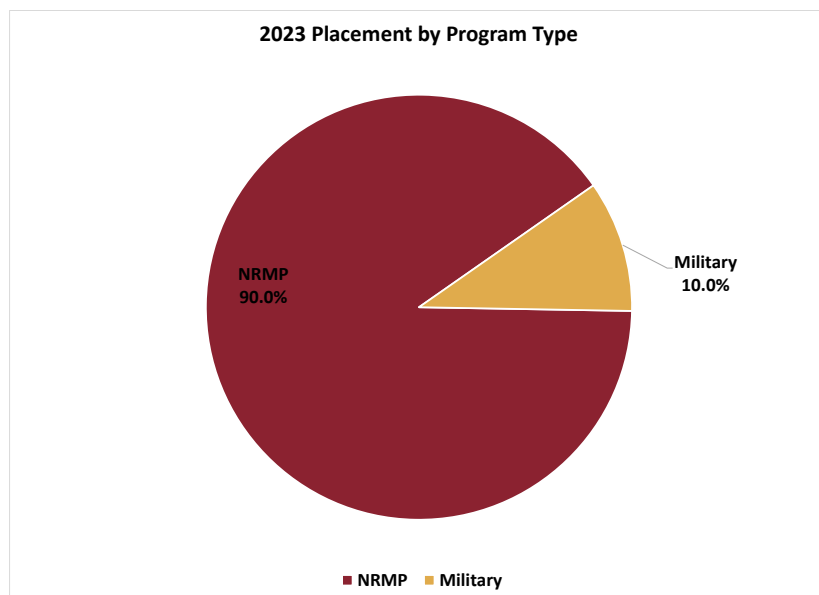
Placement Rates (2019 to 2023)

Class	Total Graduates	Placement Rate
DONW Class of 2023	91	98.9%
DONW Class of 2022	103	99.0%
DONW Class of 2021	103	98.1%
DONW Class of 2020	105	99.1%
DONW Class of 2019	104	100.0%

Class of 2023 Placement Rates

The DONW class of 2023 is comprised of 91 students, one of whom deferred their placement to the 2024 cycle. The chart below details the placement rate for the students that participated in the 2023 cycle by program/placement type.

Program	2023
NRMP	81
Military	9
Deferred	1
Total Placed:	91
Placement Rate:	98.9%



Choice

Of the 90 students who placed after their participation in a match program in 2023, 90 placed into a residency program.

Placement by Specialty

Specialty	Total Placed	% of Total
Anesthesiology	4	4.4%
Child Neurology	1	1.1%
Emergency Medicine	10	11.1%
Family Medicine	27	30.0%
General Surgery	2	2.2%
Internal Medicine	22	24.4%
Medicine-Primary	1	1.1%
Neurology	1	1.1%
Obstetrics-Gynecology	2	2.2%
Pathology-Anatomic and Clinical	1	1.1%
Pediatrics	8	8.9%
Physical Medicine and Rehabilitation	3	3.3%
Psychiatry	2	2.2%
Radiology-Diagnostic	3	3.3%
Transitional Year	3	3.3%
Total:	90	100.0%
Total Primary Care*:	58	
Primary Care %:	64%	

**Based on HRSA definition of primary care specialties.*

Placement by Location/Program

Location/Program	Total	% of Total
Arizona	7	7.8%
Creighton Univ Affiliated Hospital-AZ	3	3.3%
University of Arizona COM-Tucson	4	4.4%
California	12	13.3%
Desert Regional Medical Center	2	2.2%
Marian Regional Medical Center	1	1.1%
Naval Hospital Camp Pendleton	2	2.2%
Naval Medical Center San Diego	2	2.2%
Riverside University Health System	1	1.1%
San Ysidro Health	1	1.1%
St Joseph Hospital-Eureka	1	1.1%
St Joseph's Medical Center	1	1.1%
Travis Air Force Base	1	1.1%
Colorado	3	3.3%
HealthONE	1	1.1%
U Colorado SOM-Denver	2	2.2%
Connecticut	1	1.1%
Norwalk Hospital	1	1.1%
Florida	2	2.2%
HCA Healthcare/USF Morsani GME-Citrus	1	1.1%
Orange Park Medical Center	1	1.1%
Hawaii	1	1.1%
University of Hawaii	1	1.1%
Idaho	1	1.1%
Full Circle Health	1	1.1%
Illinois	1	1.1%
U Illinois COM-Peoria	1	1.1%
Louisiana	1	1.1%
Ochsner Clinic Foundation	1	1.1%
Michigan	2	2.2%
U Michigan Health-West	1	1.1%
U Michigan Hospital-Ann Arbor	1	1.1%
Minnesota	1	1.1%
Hennepin Co Med Ctr	1	1.1%
Missouri	1	1.1%
Univ of Missouri-KC	1	1.1%
Montana	1	1.1%
Billings Clinic	1	1.1%
Nebraska	1	1.1%
University of Nebraska Med Ctr	1	1.1%
Nevada	1	1.1%
Sunrise Health GME Consortium	1	1.1%

New York	3	3.3%
NYP Hosp-Columbia Univ Med Ctr	1	1.1%
St Barnabas Hospital	1	1.1%
St John's Riverside Hospital	1	1.1%
North Carolina	2	2.2%
Campbell University	1	1.1%
ECU Health Med Ctr	1	1.1%
Ohio	4	4.4%
The MetroHealth Sys/Case Western	1	1.1%
U Cincinnati Med Ctr	3	3.3%
Oklahoma	2	2.2%
Integrus Health	1	1.1%
OMECO	1	1.1%
Oregon	15	16.7%
Legacy Emanuel/Good Samaritan	2	2.2%
Oregon Health & Science University	4	4.4%
Providence Health	2	2.2%
Roseburg Family Medicine	1	1.1%
Samaritan Health Services-Corvallis	6	6.7%
Pennsylvania	4	4.4%
Albert Einstein Med Ctr	1	1.1%
Suburban Community Hosp	1	1.1%
Tower Health/Reading Hospital	1	1.1%
UPMC Lititz	1	1.1%
Rhode Island	1	1.1%
Brown University/Rhode Island Hospital	1	1.1%
Tennessee	1	1.1%
Meharry/Metro General Hosp	1	1.1%
Texas	4	4.4%
Baylor College Med-Houston	1	1.1%
Baylor Scott & White Med Ctr	2	2.2%
San Antonio Military Medical Center	1	1.1%
Utah	1	1.1%
University of Utah Health	1	1.1%
Virginia	1	1.1%
Naval Medical Center Portsmouth	1	1.1%
Washington	14	15.6%
Central WA Family Med	1	1.1%
Community Health Care	1	1.1%
Madigan Army Medical Center	2	2.2%
MultiCare Health System (OMAK Program)	1	1.1%
PeaceHealth Southwest Medical Center	2	2.2%
Providence Sacred Heart Med Ctr	3	3.3%
Provident St Peter Hospital	1	1.1%
Sea Mar Community Health Ctrs	1	1.1%

Valley Med Ctr	1	1.1%
Wright Center for GME-PA	1	1.1%
Wisconsin	2	2.2%
U Wisconsin Hospital and Clinics	2	2.2%
Grand Total	90	100.0%