

# Placement Rates

# 2026

---

This report contains placement rates for the DO & DONW 2026 graduating class as of July 2026. Placement rates are presented by specialty type, location, and program.

DO/DONW 2026

# College of Osteopathic Medicine of the Pacific (All Campuses)

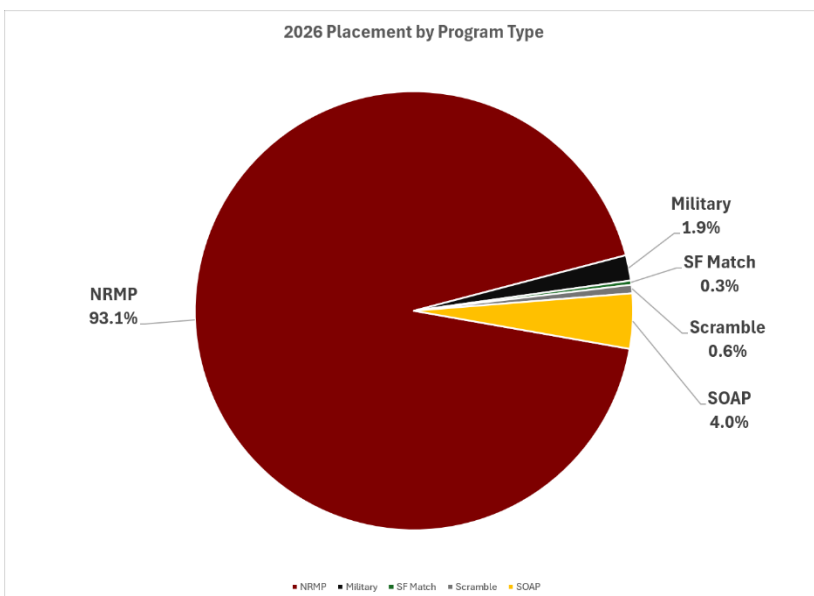
## Placement Rates (2022 to 2026)

Class	Total Graduates	Placement Rate
DO/DONW Class of 2026	323	99.4%
DO/DONW Class of 2025	316	100.0%
DO/DONW Class of 2024	312	99.3%
DO/DONW Class of 2023	320	98.4%
DO/DONW Class of 2022	324	99.1%

## Class of 2026 Placement Rates

The DO/DONW class of 2026 is composed of 323 students, one of whom did not seek placement and one of them did not get placed. The chart below details the placement rate for the 323 DO/DONW 2026 students who participated in the 2026 cycle by program/placement type.

Program	2026
NRMP	299
Military	6
SF Match	1
Scramble	2
SOAP	13
Did not place	1
<b>Total Placed:</b>	<b>321</b>
Did not seek placement	1
<b>Placement Rate:</b>	<b>99.4%</b>



## Placement by Specialty

323 seniors participated in match services in the 2026 season, and 321 students placed to residency.

Specialty	Total Placed	% of Total
Anesthesiology	16	5.0%
Emergency Medicine	31	9.7%
Family Medicine	71	22.1%
Internal Medicine	86	26.8%
Internal Medicine/Pediatrics	1	0.3%
Medicine-Preliminary	1	0.3%
Neurological Surgery	1	0.3%
Neurology	12	3.7%
Obstetrics and Gynecology	13	4.0%
Ophthalmology	1	0.3%
Orthopedic Surgery	3	0.9%
Otolaryngology	1	0.3%
Pathology-Anatomic and Clinical	10	3.1%
Pediatrics	17	5.3%
Pediatrics/Emergency Medicine	1	0.3%
Pediatrics/Medical Genetics	1	0.3%
Physical Medicine and Rehabilitation	3	0.9%
Psychiatry	27	8.4%
Radiology-Diagnostic	1	0.3%
Surgery-General	11	3.4%
Transitional Year	13	4.0%
Total:	<b>321</b>	<b>100%</b>
Total Primary Care*:	<b>176</b>	
Primary Care %:	<b>54.8%</b>	

\*Based on HRSA definition of primary care specialties.

## Placement by Location/Program

Location/Program	Total	% of Total
<b>Arizona</b>	<b>7</b>	<b>2.2%</b>
HonorHealth	1	0.3%
Mayo Clinic School of Grad Med Educ	1	0.3%
Phoenix Childrens Hospital	1	0.3%
University of Arizona COM-Tucson	4	1.2%
<b>California</b>	<b>199</b>	<b>62.0%</b>
Adventist Health Glendale	2	0.6%
Adventist Health White Memorial	1	0.3%
Alameda Health System Highland Hospital	1	0.3%
AltaMed Health Services	1	0.3%
Arrowhead Regional Medical Center	11	3.4%
California Hospital Medical Center	3	0.9%
Cedars-Sinai Medical Center	2	0.6%
Clinica Sierra Vista	1	0.3%
Community Mem Health System	7	2.2%
Desert Regional Medical Center	3	0.9%
Dignity Northridge Hosp Medical Center	1	0.3%
Eisenhower Medical Center	1	0.3%
Emanate Health	1	0.3%
Family Health Centers of San Diego	1	0.3%
Harbor-UCLA Medical Center	1	0.3%
Healthy Rural California	1	0.3%
Huntington Memorial Hospital	1	0.3%
John Muir Health	4	1.2%
Kaiser Permanente-Fontana	6	1.9%
Kaiser Permanente-Los Angeles	5	1.6%
Kaiser Permanente-Napa/Solano	2	0.6%
Kaiser Permanente-Orange County	3	0.9%
Kaiser Permanente-Riverside	1	0.3%
Kaiser Permanente-Sacramento Valley	2	0.6%
Kaiser Permanente-San Diego	2	0.6%
Kaiser Permanente-Santa Rosa	1	0.3%
Kaiser Permanente-Woodland Hills	2	0.6%
Kaweah Delta Health Care District	4	1.2%
Keck School of Med of USC	4	1.2%
Kern Medical Center	7	2.2%
KPC Health Hemet Valley Medical Center	1	0.3%
Lifelong Medical Care	1	0.3%
Loma Linda Univ Medical Center-Murrieta	2	0.6%
Loma Linda University	19	5.9%
Los Robles Health System	4	1.2%
Marian Regional Medical Center	1	0.3%

Mission Community Hospital	3	0.9%
MLK Jr Community Hospital	1	0.3%
Naval Medical Center	2	0.6%
Olive View-UCLA Medical Center	1	0.3%
PIH Health Hosp Downey	2	0.6%
Pomona Valley Hospital	2	0.6%
Presby Intercommunity Hospital	1	0.3%
Riverside Community Hospital	4	1.2%
Riverside University Health System	14	4.4%
San Antonio Regional Hospital	1	0.3%
Santa Barbara Cottage Hospital	1	0.3%
Santa Clara Valley Medical Center	2	0.6%
Scripps Clinic/Green Hospital	1	0.3%
Scripps Mercy Hosp-Chula Vista	1	0.3%
Scripps Mercy Hosp-San Diego	3	0.9%
St Josephs Medical Center	3	0.9%
Stanford Health Care	1	0.3%
Sutter Health	4	1.2%
SW Healthcare Medical Education Consortium	7	2.2%
University of Southern California	4	1.2%
UC Davis Medical Center	4	1.2%
UC Irvine Medical Center	14	4.4%
UC Riverside SOM	4	1.2%
UC San Francisco-Fresno	3	0.9%
UCLA Medical Center	1	0.3%
UCSF Benioff Childrens Hospital	3	0.9%
Valley Childrens Healthcare	1	0.3%
Ventura County Medical Center	1	0.3%
<b>Colorado</b>	<b>6</b>	<b>1.9%</b>
HealthONE	4	1.2%
St Joseph Hospital SCL Health	2	0.6%
<b>Connecticut</b>	<b>2</b>	<b>0.6%</b>
Hartford Hospital	1	0.3%
University of Connecticut School of Medicine	1	0.3%
<b>Delaware</b>	<b>1</b>	<b>0.3%</b>
Christiana Care	1	0.3%
<b>Florida</b>	<b>3</b>	<b>0.9%</b>
HCA Healthcare East FL Division GME	1	0.3%
Naval Hospital Jacksonville	1	0.3%
University of South Florida Morsani COM-Tampa	1	0.3%
<b>Georgia</b>	<b>2</b>	<b>0.6%</b>
Emory University SOM	2	0.6%
<b>Hawaii</b>	<b>2</b>	<b>0.6%</b>
University of Hawaii	2	0.6%
<b>Illinois</b>	<b>4</b>	<b>1.2%</b>

Advocate Health Care	1	0.3%
Loyola Univ Medical Center	1	0.3%
Northwestern McGaw/NMH/VA	1	0.3%
Rush University Medical Center	1	0.3%
<b>Indiana</b>	<b>1</b>	<b>0.3%</b>
Ascension St Vincent Hospital	1	0.3%
<b>Iowa</b>	<b>2</b>	<b>0.6%</b>
Mercy Medical Center-Des Moines	1	0.3%
University of Iowa Health Care Medical Center	1	0.3%
<b>Maryland</b>	<b>1</b>	<b>0.3%</b>
Walter Reed National Military Medical Center	1	0.3%
<b>Massachusetts</b>	<b>1</b>	<b>0.3%</b>
University of Massachusetts Chan Medical School	1	0.3%
<b>Michigan</b>	<b>5</b>	<b>1.6%</b>
Central Michigan University COM	1	0.3%
Henry Ford Providence Hospital	1	0.3%
Trinity Health Livonia Hospital	2	0.6%
University of Michigan Health-West	1	0.3%
<b>Minnesota</b>	<b>4</b>	<b>1.2%</b>
Hennepin Co Medical Center	2	0.6%
Mayo Clinic School of Graduate Medical Education	1	0.3%
University of Minnesota Medical School	1	0.3%
<b>Montana</b>	<b>3</b>	<b>0.9%</b>
Benefis Hospital	1	0.3%
Billings Clinic	2	0.6%
<b>North Carolina</b>	<b>1</b>	<b>0.3%</b>
Cone Health	1	0.3%
<b>Nebraska</b>	<b>1</b>	<b>0.3%</b>
University of Nebraska Medical Center	1	0.3%
<b>Nevada</b>	<b>5</b>	<b>1.6%</b>
Sunrise Health GME Consortium	2	0.6%
Valley Health System	3	0.9%
<b>New Jersey</b>	<b>1</b>	<b>0.3%</b>
Inspira Health Network	1	0.3%
<b>New Mexico</b>	<b>3</b>	<b>0.9%</b>
University of New Mexico SOM	3	0.9%
<b>New York</b>	<b>9</b>	<b>2.8%</b>
Albany Medical Center	2	0.6%
ISMMS Mount Sinai Morningside-West	2	0.6%
New York-Presbyterian/Queens	1	0.3%
NYP Brooklyn Methodist Hospital	1	0.3%
SUNY HSC Brooklyn	1	0.3%
University at Buffalo SOM	1	0.3%
University of Rochester Medical Center	1	0.3%
<b>North Carolina</b>	<b>1</b>	<b>0.3%</b>

Cone Health	1	0.3%
<b>Ohio</b>	<b>2</b>	<b>0.6%</b>
OhioHealth-Doctors Hospital	1	0.3%
Wright State University Boonshoft SOM	1	0.3%
<b>Oklahoma</b>	<b>4</b>	<b>1.2%</b>
Oklahoma State University Center for Health Science	1	0.3%
University of Oklahoma COM-OK City	2	0.6%
University of Oklahoma COM-Tulsa	1	0.3%
<b>Oregon</b>	<b>20</b>	<b>6.2%</b>
Legacy Emanuel/Good Samaritan	7	2.2%
Oregon Health & Science University	6	1.9%
Providence Health	3	0.9%
Samaritan Health Services-Corvallis	4	1.2%
<b>Pennsylvania</b>	<b>3</b>	<b>0.9%</b>
Allegheny General Hospital	1	0.3%
Philadelphia College of Osteopathic Medicine	1	0.3%
UPMC Hamot Medical Center	1	0.3%
<b>South Carolina</b>	<b>2</b>	<b>0.6%</b>
Bon Secours St Francis	1	0.3%
Summerville Medical Center	1	0.3%
<b>Texas</b>	<b>4</b>	<b>1.2%</b>
Brooke Army Medical Center	1	0.3%
Shannon Medical Center	1	0.3%
So TX Health System GME Consortium	1	0.3%
St Davids Healthcare GME	1	0.3%
<b>Utah</b>	<b>2</b>	<b>0.6%</b>
University of Utah Health	2	0.6%
<b>Vermont</b>	<b>4</b>	<b>1.2%</b>
University of Vermont Medical Center	4	1.2%
<b>Virginia</b>	<b>3</b>	<b>0.9%</b>
Carilion Clinic-Virginia Tech Carilion SOM	1	0.3%
EVMS Old Dominion University	2	0.6%
<b>Washington</b>	<b>13</b>	<b>4.0%</b>
Central Washington Family Medicine	1	0.3%
Elson S Floyd COM WSU	1	0.3%
Legacy Salmon Creek Medical Center	1	0.3%
Peacehealth Southwest Medical Center	1	0.3%
University of Washington Affiliated Hospitals	5	1.6%
Valley Medical Center	2	0.6%
Virginia Mason Franciscan Health	2	0.6%
<b>Wisconsin</b>	<b>1</b>	<b>0.3%</b>
Medical College of Wisconsin	1	0.3%
<b>Grand Total</b>	<b>321</b>	<b>100.0%</b>

# College of Osteopathic Medicine of the Pacific (Pomona Campus)

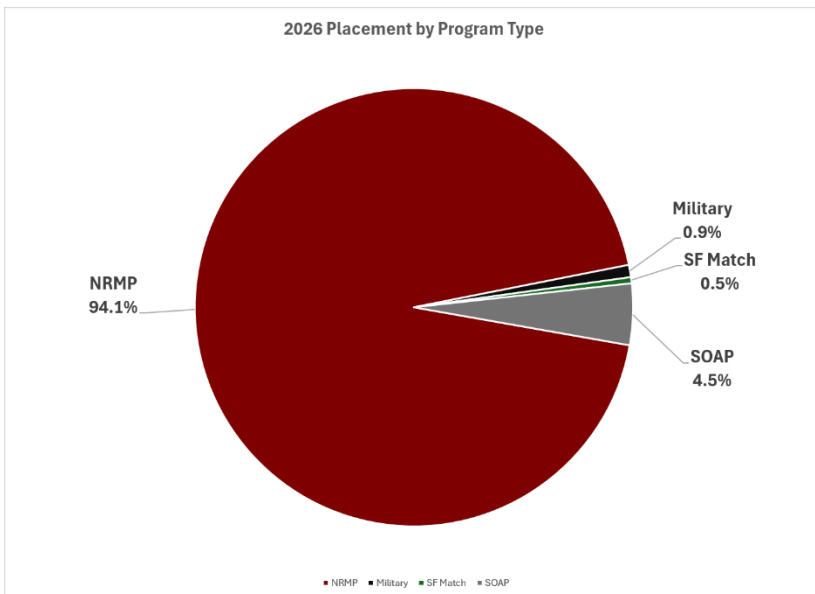
## Placement Rates (2022 to 2026)

Class	Total Graduates	Placement Rate
<b>DO Class of 2026</b>	222	99.6%
DO Class of 2025	209	100.0%
DO Class of 2024	209	99.5%
DO Class of 2023	229	98.3%
DO Class of 2022	221	99.1%

## Class of 2026 Placement Rates

The DO class of 2026 is composed of 222 students, one of them did not get placed. The chart below details the placement rate for the 222 students who participated in the 2026 cycle by program/placement type.

Program	2026
NRMP	208
Military	2
SF Match	1
SOAP	10
Did not get placed	1
<b>Total Placed:</b>	<b>221</b>
<b>Placement Rate:</b>	<b>99.6%</b>



## Placement by Specialty

Specialty	Total Placed	% of Total
Anesthesiology	14	6.7%
Anesthesiology	14	6.3%
Emergency Medicine	20	9.0%
Family Medicine	52	23.5%
Internal Medicine	55	24.9%
Internal Medicine/Pediatrics	1	0.5%
Medicine-Preliminary	1	0.5%
Neurology	12	5.4%
Obstetrics and Gynecology	8	3.6%
Ophthalmology	1	0.5%
Orthopedic Surgery	1	0.5%
Pathology-Anatomic and Clinical	4	1.8%
Pediatrics	14	6.3%
Pediatrics/Medical Genetics	1	0.5%
Physical Medicine and Rehabilitation	1	0.5%
Psychiatry	19	8.6%
Radiology-Diagnostic	1	0.5%
Surgery-General	7	3.2%
Transitional Year	9	4.1%
	<b>Total:</b>	<b>221</b>
		<b>100.0%</b>
	<b>Total Primary Care*:</b>	<b>121</b>
	<b>Primary Care %:</b>	<b>54.8%</b>

*\*Based on HRSA definition of primary care specialties.*

## Placement by Location/Program

Location/Program	Total	% of Total
<b>Arizona</b>	<b>3</b>	<b>1.4%</b>
HonorHealth	1	0.5%
Mayo Clinic School of Graduate Medical Education	1	0.5%
Phoenix Childrens Hospital	1	0.5%
<b>California</b>	<b>177</b>	<b>80.1%</b>
Adventist Health Glendale	2	0.9%
Adventist Health White Memorial	1	0.5%
Alameda Health Sys Highland Hospital	1	0.5%
AltaMed Health Services	1	0.5%
Arrowhead Regional Medical Center	11	5.0%
California Hospital Medical Center	2	0.9%
Cedars-Sinai Medical Center	2	0.9%
Community Memorial Health System	6	2.7%
Desert Regional Medical Center	3	1.4%
Dignity Northridge Hospital Medical Center	1	0.5%
Eisenhower Medical Center	1	0.5%
Emanate Health	1	0.5%
Family Health Center of San Diego	1	0.5%
Harbor-UCLA Medical Center	1	0.5%
Huntington Memorial Hospital	1	0.5%
John Muir Health	3	1.4%
Kaiser Permanente-Fontana	6	2.7%
Kaiser Permanente-Los Angeles	5	2.3%
Kaiser Permanente-Napa/Solano	1	0.5%
Kaiser Permanente-Orange County	3	1.4%
Kaiser Permanente-Riverside	1	0.5%
Kaiser Permanente-Sacramento Valley	2	0.9%
Kaiser Permanente-San Diego	2	0.9%
Kaiser Permanente-Santa Rosa	1	0.5%
Kaiser Permanente-Woodland Hills	1	0.5%
Kaweah Delta Health Care District	4	1.8%
Keck School of Med of USC	4	1.8%
Kern Medical Center	4	1.8%
Lifelong Medical Care	1	0.5%
Loma Linda Univ Medical Center-Murrieta	2	0.9%
Loma Linda University	18	8.1%
Los Robles Health System	4	1.8%
Marian Regional Medical Center	1	0.5%
Mission Community Hospital	2	0.9%
MLK Jr Community Hospital	1	0.5%

Naval Medical Center	2	0.9%
Olive View-UCLA Medical Center	1	0.5%
PIH Health Hospital Downey	2	0.9%
Pomona Valley Hospital	2	0.9%
Presby Intercommunity Hospital	1	0.5%
Riverside Community Hospital	4	1.8%
Riverside University Health System	12	5.4%
Santa Barbara Cottage Hospital	1	0.5%
Santa Clara Valley Medical Center	2	0.9%
Scripps Clinic/Green Hospital	1	0.5%
Scripps Mercy Hosp-San Diego	3	1.4%
St Josephs Medical Center	3	1.4%
Stanford Health Care	1	0.5%
Sutter Health	4	1.8%
SW Healthcare Med Ed Consortium	6	2.7%
U Southern California	3	1.4%
UC Davis Medical Center	3	1.4%
UC Irvine Medical Center	13	5.9%
UC Riverside SOM	4	1.8%
UC San Francisco-Fresno	2	0.9%
UCLA Medical Center	1	0.5%
UCSF Benioff Childrens Hospital	3	1.4%
Valley Childrens Healthcare	1	0.5%
Ventura County Medical Center	1	0.5%
<b>Delaware</b>	<b>1</b>	<b>0.5%</b>
Christiana Care	1	0.5%
<b>Florida</b>	<b>2</b>	<b>0.9%</b>
HCA Healthcare East FL Division GME	1	0.5%
U South Florida Morsani COM-Tampa	1	0.5%
<b>Georgia</b>	<b>2</b>	<b>0.9%</b>
Emory University SOM	2	0.9%
<b>Illinois</b>	<b>1</b>	<b>0.5%</b>
Rush University Medical Center	1	0.5%
<b>Iowa</b>	<b>1</b>	<b>0.5%</b>
University of Iowa Health Care Medical Center	1	0.5%
<b>Massachusetts</b>	<b>1</b>	<b>0.5%</b>
University of Massachusetts Chan Medical School	1	0.5%
<b>Michigan</b>	<b>2</b>	<b>0.9%</b>
Trinity Health Livonia Hospital	2	0.9%
<b>Minnesota</b>	<b>4</b>	<b>1.8%</b>
Hennepin County Medical Center	2	0.9%
Mayo Clinic School of Graduate Medical Education	1	0.5%
University of Minnesota Medical School	1	0.5%
<b>Nevada</b>	<b>5</b>	<b>2.3%</b>
Sunrise Health GME Consortium	2	0.9%

Valley Health System	3	1.4%
<b>New Jersey</b>	<b>1</b>	<b>0.5%</b>
Inspira Health Network	1	0.5%
<b>New Mexico</b>	<b>1</b>	<b>0.5%</b>
University of New Mexico SOM	1	0.5%
<b>New York</b>	<b>5</b>	<b>2.3%</b>
Albany Medical Center	2	0.9%
ISMMS Mount Sinai Morningside-West	1	0.5%
University at Buffalo SOM	1	0.5%
University of Rochester Medical Center	1	0.5%
<b>Ohio</b>	<b>1</b>	<b>0.5%</b>
OhioHealth-Doctors Hospital	1	0.5%
<b>Oklahoma</b>	<b>1</b>	<b>0.5%</b>
Oklahoma State University Center for Health Science	1	0.5%
<b>Oregon</b>	<b>1</b>	<b>0.5%</b>
Providence Health	1	0.5%
<b>Pennsylvania</b>	<b>1</b>	<b>0.5%</b>
UPMC Hamot Medical Center	1	0.5%
<b>South Carolin</b>	<b>1</b>	<b>0.5%</b>
Summerville Medical Center	1	0.5%
<b>Texas</b>	<b>2</b>	<b>0.9%</b>
South Texas Health System GME Consortium	1	0.5%
St Davids Healthcare GME	1	0.5%
<b>Utah</b>	<b>1</b>	<b>0.5%</b>
University of Utah Health	1	0.5%
<b>Vermont</b>	<b>1</b>	<b>0.5%</b>
University of Vermont Medical Center	1	0.5%
<b>Virginia</b>	<b>2</b>	<b>0.9%</b>
EVMS Old Dominion University	2	0.9%
<b>Washington</b>	<b>3</b>	<b>1.4%</b>
Central Washington Family Medicine	1	0.5%
Peacehealth Southwest Medical Center	1	0.5%
University of Washington Affiliate Hospital	1	0.5%
<b>Wisconsin</b>	<b>1</b>	<b>0.5%</b>
Medical College of Wisconsin	1	0.5%
<b>Grand Total</b>	<b>221</b>	<b>100.0%</b>

# College of Osteopathic Medicine of the Pacific (Lebanon Campus)

## Placement Rates (2022 to 2026)

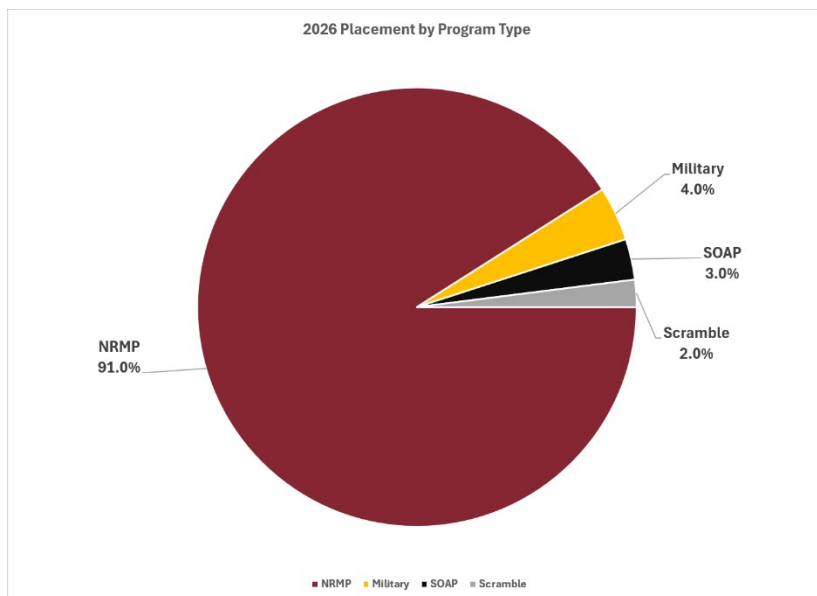
Class	Total Graduates	Placement Rate
<b>DOWN Class of 2026</b>	101	100.0%*
DOWN Class of 2025	107	100.0%
DONW Class of 2024	103	99.0%
DONW Class of 2023	91	98.9%
DONW Class of 2022	103	99.0%

\*One student did not seek placement.

## Class of 2026 Placement Rates

The DONW class of 2026 is composed of 101 students, including one who did not seek placement. The chart below details the placement rate for the students who participated in the 2026 cycle by program/placement type.

Program	2026
NRMP	91
Military	4
SOAP	3
Scramble	2
<b>Total Placed:</b>	<b>100</b>
Did not seek placement	1
<b>Placement Rate:</b>	<b>100.0%</b>



## Placement by Specialty

Specialty	Total Placed	% of Total
Anesthesiology	2	2.0%
Emergency Medicine	11	11.0%
Family Medicine	19	19.0%
Internal Medicine	31	31.0%
Neurological Surgery	1	1.0%
Obstetrics and Gynecology	5	5.0%
Orthopedic Surgery	2	2.0%
Otolaryngology	1	1.0%
Pathology-Anatomic and Clinical	6	6.0%
Pediatrics	3	3.0%
Pediatrics/Emergency Medicine	1	1.0%
Physical Medicine and Rehabilitation	2	2.0%
Psychiatry	8	8.0%
Surgery-General	4	4.0%
Transitional Year	4	4.0%
	<b>Total:</b>	<b>100</b>
		<b>100.0%</b>
	<b>Total Primary Care*:</b>	<b>53</b>
	<b>Primary Care %:</b>	<b>53.0%</b>

*\*Based on HRSA definition of primary care specialties.*

## Placement by Location/Program

Location/Program	Total	% of Total
<b>Arizona</b>	<b>4</b>	<b>4.0%</b>
University of Arizona COM-Tucson	4	4.0%
<b>California</b>	<b>22</b>	<b>22.0%</b>
California Hospital Medical Center	1	1.0%
Clinica Sierra Vista	1	1.0%
Community Memorial Health System	1	1.0%
Healthy Rural California	1	1.0%
John Muir Health	1	1.0%
Kaiser Permanente-Napa/Solano	1	1.0%
Kaiser Permanente-Woodland Hills	1	1.0%
Kern Medical Center	3	3.0%
KPC Health Hemet Valley Medical Center	1	1.0%
Loma Linda University	1	1.0%
Mission Community Hospital	1	1.0%
Riverside University Health System	2	2.0%
San Antonio Regional Hospital	1	1.0%
Scripps Mercy Hospital-Chula Vista	1	1.0%
SW Healthcare Medical Education Consortium	1	1.0%
University of Southern California	1	1.0%
UC Davis Medical Center	1	1.0%
UC Irvine Medical Center	1	1.0%
UC San Francisco-Fresno	1	1.0%
<b>Colorado</b>	<b>6</b>	<b>6.0%</b>
HealthONE	4	4.0%
St Joseph Hospital SCL Health	2	2.0%
<b>Connecticut</b>	<b>2</b>	<b>2.0%</b>
Hartford Hospital	1	1.0%
University of Connecticut School of Medicine	1	1.0%
<b>Florida</b>	<b>1</b>	<b>1.0%</b>
Naval Hospital Jacksonville	1	1.0%
<b>Hawaii</b>	<b>2</b>	<b>2.0%</b>
University of Hawaii	2	2.0%
<b>Iowa</b>	<b>1</b>	<b>1.0%</b>
Mercy Medical Center	1	1.0%
<b>Illinois</b>	<b>3</b>	<b>3.0%</b>
Advocate Health Care	1	1.0%
Loyola University Medical Center	1	1.0%
Northwestern McGaw/NMH/VA	1	1.0%
<b>Indiana</b>	<b>1</b>	<b>1.0%</b>
Ascension St Vincent Hospital	1	1.0%
<b>Maryland</b>	<b>1</b>	<b>1.0%</b>
Walter Reed National Military Medical Center	1	1.0%

<b>Michigan</b>	<b>3</b>	<b>3.0%</b>
Central Michigan University COM	1	1.0%
Henry Ford Providence Hospital	1	1.0%
University of Michigan Health-West	1	1.0%
<b>Montana</b>	<b>3</b>	<b>3.0%</b>
Benefis Hospital	1	1.0%
Billings Clinic	2	2.0%
<b>North Carolina</b>	<b>1</b>	<b>1.0%</b>
Cone Health	1	1.0%
<b>Nebraska</b>	<b>1</b>	<b>1.0%</b>
University of Nebraska Medical Center	1	1.0%
<b>New Mexico</b>	<b>2</b>	<b>2.0%</b>
University of New Mexico SOM	2	2.0%
<b>New York</b>	<b>4</b>	<b>4.0%</b>
ISMMS Mount Sinai Morningside-West	1	1.0%
New York-Presbyterian/Queens	1	1.0%
NYP Brooklyn Methodist Hospital	1	1.0%
SUNY HSC Brooklyn	1	1.0%
<b>Ohio</b>	<b>1</b>	<b>1.0%</b>
Wright State University Boonshoft SOM	1	1.0%
<b>Oklahoma</b>	<b>3</b>	<b>3.0%</b>
University of Oklahoma COM-OK City	2	2.0%
University of Oklahoma COM-Tulsa	1	1.0%
<b>Oregon</b>	<b>19</b>	<b>19.0%</b>
Legacy Emanuel/Good Samaritan	7	7.0%
Oregon Health & Science University	6	6.0%
Providence Health	2	2.0%
Samaritan Health Services-Corvallis	4	4.0%
<b>Pennsylvania</b>	<b>2</b>	<b>2.0%</b>
Allegheny General Hospital	1	1.0%
Philadelphia College of Osteopathic Medicine	1	1.0%
<b>South Carolina</b>	<b>1</b>	<b>1.0%</b>
Bon Secours St Francis	1	1.0%
<b>Texas</b>	<b>2</b>	<b>2.0%</b>
Brooke Army Medical Center	1	1.0%
Shannon Medical Center	1	1.0%
<b>Utah</b>	<b>1</b>	<b>1.0%</b>
University of Utah Health	1	1.0%
<b>VT</b>	<b>3</b>	<b>3.0%</b>
University of Vermont Medical Center	3	3.0%
<b>Virginia</b>	<b>1</b>	<b>1.0%</b>
Carilion Clinic-Virginia Tech Carilion SOM	1	1.0%
<b>Washington</b>	<b>10</b>	<b>10.0%</b>
Elson S Floyd COM WSU	1	1.0%
Legacy Salmon Creek Medical Center	1	1.0%

U Washington Affiliate Hospital	4	4.0%
Valley Medical Center	2	2.0%
Virginia Mason Franciscan Health	2	2.0%
<b>Grand Total</b>	<b>100</b>	<b>100.0%</b>