

Placement Rates

2022

This report contains placement rates for the DO & DONW 2022 graduating class as of July 2022. Placement rates are presented by specialty type, location, and program.

DO/DONW 2022

College of Osteopathic Medicine of the Pacific (All Campuses)

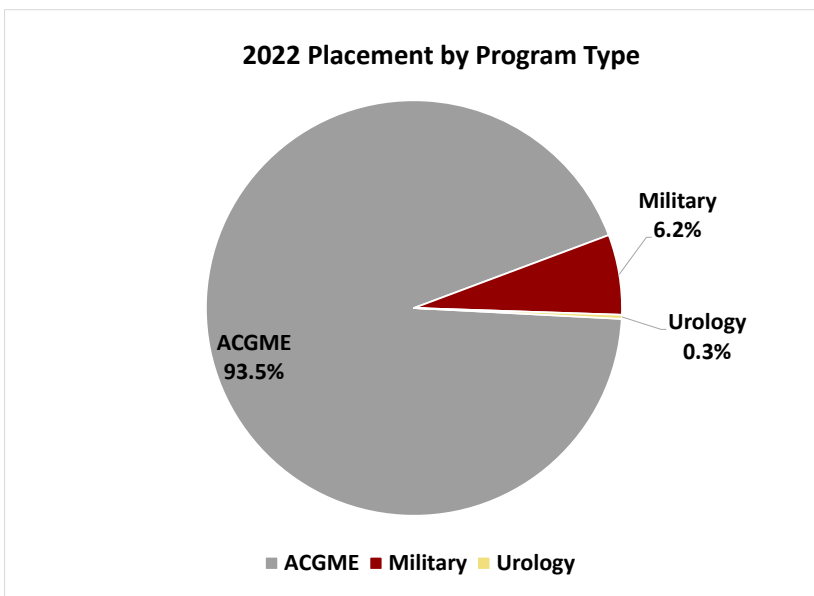
Placement Rates (2018 to 2022)

Class	Total Graduates	Placement Rate
DO/DONW Class of 2022	324	99.1%
DO/DONW Class of 2021	316	97.8%
DO/DONW Class of 2020	315	96.8%
DO/DONW Class of 2019	328	98.8%
DO/DONW Class of 2018	322	98.4%

Class of 2022 Placement Rates

The DO/DONW class of 2022 is comprised of 324 students, one of whom deferred their placement to the 2023 cycle. The chart below details the placement rate for the 324 DO/DONW 2022 students that participated in the 2022 cycle by program/placement type.

Program	2022
ACGME	300
Military	20
Urology Match	1
Deferred	1
Did Not Place	2
Total Placed:	321
Placement Rate:	99.1%



Choice

Of the 324 students who placed after their participation in a match program in 2021, 321 placed into a residency program.

Placement by Specialty

Specialty	Total Placed	% of Total
Anesthesiology	14	4.4%
Diagnostic Radiology	1	0.3%
Dermatology	2	0.6%
Emergency Medicine	45	14.0%
Family Medicine	76	23.7%
General Surgery	6	1.9%
Internal Medicine	87	27.1%
Interventional Radiology (Integ)	1	0.3%
Neurological Surgery	1	0.3%
Neurology	4	1.3%
Obstetrics-Gynecology	9	2.8%
Osteopathic Neuromusculoskeletal Medicine	1	0.3%
Otolaryngology	2	0.6%
Pathology – Anatomic and Clinical	6	1.9%
Pediatrics	21	6.5%
Phys Medicine & Rehab	11	3.4%
Psychiatry	17	5.3%
Radiology – Diagnostic	6	1.9%
Surgery – Preliminary	2	0.6%
Transitional Year	8	2.5%
Urology	1	0.3%
Total:	321	100.0%
Total Primary Care*:	184	
Primary Care %:	57.3%	

*Based on HRSA definition of primary care specialties.

Placement by Location/Program

Location/Program	Total	% of Total
Alabama	1	0.31%
Cahaba Medical Care	1	0.31%
Arizona	7	2.18%
Creighton University Affiliated Hospital	2	0.62%
HonorHealth	2	0.62%
University of Arizona COM-Phoenix	1	0.31%
University of Arizona COM-South Campus	1	0.31%
University of Arizona COM-Tucson	1	0.31%
California	161	50.2%
Adventist Health Glendale	1	0.31%
Adventist Health Ukiah Valley	1	0.31%
Adventist Health White Memorial	2	0.62%
Alameda Health Sys-Highland Hospital	1	0.31%
Arrowhead Regional Medical Center	9	2.80%
California Hospital Medical Center	2	0.62%
Cedars-Sinai Medical Center	2	0.62%
Charles R Drew University	1	0.31%
College Medical Center	1	0.31%
Community Mem Health Systems	4	1.25%
Desert Regional Medical Center	4	1.25%
Dignity Health Northridge Hosp Med Ctr	2	0.62%
Eisenhower Medical Center	1	0.31%
Emanate Health	2	0.62%
Harbor-UCLA Medical Center	5	1.56%
John Muir Health	1	0.31%
Kaiser Permanente-Fontana	6	1.87%
Kaiser Permanente-Los Angeles	6	1.87%
Kaiser Permanente-Oakland	2	0.62%
Kaiser Permanente-Orange County	2	0.62%
Kaiser Permanente-Riverside	1	0.31%
Kaiser Permanente-San Jose	1	0.31%
Kaiser Permanente-Santa Clara	2	0.62%
Kaweah Delta Health Care District	2	0.62%
Kern Medical Center	1	0.31%
KPC Health Hemet Valley Medical Center	1	0.31%
Loma Linda University-Murrieta	1	0.31%
Loma Linda University	10	3.12%
Marian Regional Medical Center	2	0.62%
Natividad Medical Center	1	0.31%
Naval Hospital Camp Pendleton	1	0.31%
Naval Medical Center	2	0.62%
Naval Medical Center San Diego	1	0.31%

Location/Program	Total	% of Total
Olive View-UCLA Med Ctr	1	0.31%
PIH Health Hospital Downey	3	0.93%
Prime West/Chino Valley Medical Center	1	0.31%
Riverside Community Hospital	4	1.24%
Riverside University Health System	16	4.98%
San Ysidro Health	3	0.93%
Santa Barbara Cottage Hospital	2	0.62%
Santa Clara Valley Med Ctr	2	0.62%
Scripps Clinic/Green Hospital	1	0.31%
Scripps Mercy Hospital-Chula Vista	1	0.31%
Scripps Mercy Hospital-San Diego	6	1.87%
Shasta Community Health Center	1	0.31%
St Josephs Medical Center	3	0.93%
St Mary Medical Center-Long Beach	1	0.31%
Sutter Health	2	0.62%
University of Southern California	4	1.25%
UC Davis Medical Center	1	0.31%
UC Irvine Medical Center	11	3.41%
UC Riverside SOM	2	0.62%
UC San Francisco-Fresno	5	1.56%
UCLA Medical Center	2	0.62%
UHS So California Medical Education Consortium	5	1.56%
Valley Consortium	2	0.62%
Ventura County Medical Center	1	0.31%
Colorado	4	1.25%
HealthONE	1	0.31%
St Joseph Hospital SCL Health	1	0.31%
St Mary's Medical Center SCL Health	2	0.62%
Connecticut	1	0.32%
U of Connecticut School of Medicine	1	0.31%
DC	2	0.62%
George Washington University-DC	2	0.62%
Florida	8	2.49%
HCA Healthcare/USF Morsani GME-Citrus	1	0.31%
HCA Healthcare/USF Morsani GME-Largo	2	0.62%
HCA Healthcare/USF Morsani GME-Oak Hill	2	0.62%
Memorial Healthcare System	1	0.31%
U Miami/Jackson Health System	2	0.62%
Georgia	1	0.31%
Northside Hospital Gwinnett	1	0.31%
Hawaii	5	1.56%
Hilo Medical Center	1	0.31%
Tripler Army Medical Center	3	0.93%
University of Hawaii	1	0.31%

Location/Program	Total	% of Total
Indiana	1	0.31%
Indiana University SOM	1	0.31%
Iowa	2	0.62%
Central Iowa Health System	1	0.31%
MercyOne North Iowa Medical Center	1	0.31%
Illinois	7	2.19%
Loyola University Medical Center	2	0.62%
Marianjoy Rehab Hospital	1	0.31%
Northwestern NcGaw/RIC	2	0.62%
University of Illinois COM-Chicago	1	0.31%
University of Chicago Medical Center	1	0.31%
Kansas	1	0.31%
University of Kansas SOM-Wichita	1	0.31%
Louisiana	1	0.31%
LSU SOM-New Orleans	1	0.31%
Massachusetts	3	0.93%
Harvard South Shore	1	0.31%
University of Massachusetts Chan-Baystate	2	0.62%
Maryland	3	0.93%
Meritus Medical Center	1	0.31%
University of Maryland Medical Center	1	0.31%
Walter Reed National Military Medical Center	1	0.31%
Michigan	11	3.44%
Ascension Macomb Oakland	1	0.31%
Central Michigan University COM	1	0.31%
Children Hospital of Michigan	1	0.31%
Detroit Medical Center/WSU	2	0.62%
Henry Ford Macomb Hospital	1	0.31%
Henry Ford Wyandotte Hospital	1	0.31%
Metro Health/University of Michigan Health	2	0.62%
MSUCOM Statewide Campus System	1	0.31%
Western Michigan University Stryker SOM	1	0.31%
Minnesota	2	0.62%
University of Minnesota Medical School	2	0.62%
Missouri	1	0.31%
Mercy Hospital St. Louis	1	0.31%
Mississippi	1	0.31%
University Hospital-Jackson	1	0.31%
Montana	3	0.93%
Billings Clinic	2	0.62%
St. Louis University SOM	1	0.31%
Nebraska	1	0.31%
Offutt Air Force Base	1	0.31%
Nevada	6	1.88%

Location/Program	Total	% of Total
Kirk Kerkorian SOM at University of Nevada	1	0.31%
Nellis Air Force Base	2	0.62%
Sunrise Health GME Consortium	3	0.93%
New Jersey	1	0.31%
Inspira Health Network	1	0.31%
New Mexico	3	0.93%
University of New Mexico SOM	3	0.93%
New York	13	4.06%
Good Samaritan Hospital Medical Center	1	0.31%
ISMMS Mount Sinai Morningside-West	2	0.62%
Maimonides Medical Center	1	0.31%
NYP Brooklyn Methodist Hospital	2	0.62%
St Barnabas Hospital	1	0.31%
St. John's Riverside Hospital	1	0.31%
SUNY Upstate Medical University	1	0.31%
University of Rochester/Strong Memorial	1	0.31%
University at Buffalo SOM-NY	3	0.93%
North Carolina	3	0.93%
Campbell University	3	0.93%
Ohio	2	0.62%
Case Western/MetroHealth Medical Center	1	0.62%
OhioHealth-Doctor's Hospital	1	0.31%
Oklahoma	2	0.62%
St Anthony Hospital	2	0.62%
Oregon	20	6.23%
Legacy Emanuel/Good Samaritan	4	1.25%
Oregon Health & Science Univ	5	1.56%
Providence Health	3	0.93%
Roseburg Family Medicine	3	0.93%
Samaritan Health Services-Corvallis	5	1.56%
Pennsylvania	6	1.87%
Albert Einstein Medical Center	1	0.31%
Conemaugh Memorial Medical Center	1	0.31%
Guthrie/Robert Packer Hospital	1	0.31%
Philadelphia College of Osteopathic Medicine	1	0.31%
St Vincent Health Center	1	0.31%
Wright Center for GME	1	0.31%
Rhode Island	1	0.31%
Brown University/Rhode Island Hospital	1	0.31%
South Carolina	2	0.62%
Grand Strand Region Medical Center	1	0.31%
Medical University of South Carolina	1	0.31%
Tennessee	2	0.62%
East Tennessee St University	1	0.31%

Location/Program	Total	% of Total
University Tennessee Grad SOM-Knoxville	1	0.31%
Texas	9	2.80%
Army Medical Center Darnall-Hood	1	0.31%
Baylor College of Medicine-Houston	3	0.93%
Baylor Scott & White Medical Center	1	0.31%
Brooke Army Medical Center	1	0.31%
Texas Tech U Affil-El Paso	1	0.31%
U Texas Med Sch-Houston	1	0.31%
William Beaumont Army Medical Center	1	0.31%
Virginia	3	0.93%
Fort Belvoir Community Hospital	1	0.31%
Naval Medical Center Portsmouth	2	0.62%
Washington	19	5.92%
Elson S Floyd COM WSU	1	0.31%
Kadlec Regional Medical Center	1	0.31%
Madigan Army Medical Center	3	0.93%
PeaceHealth Southwest Medical Center	2	0.62%
Providence St. Peter Hospital	2	0.62%
Swedish Medical Center	2	0.62%
Tacoma Family Medical	1	0.31%
University of Washington Affiliated Hospital	3	0.93%
Virginia Mason Medical Center	3	0.93%
Yakima Valley Farm Workers Clinic	1	0.31%
Wisconsin	2	0.62%
Mayo Clinic School of Graduate Medical Education	1	0.31%
Medical College of Wisconsin Affiliated Hospital	1	0.33%
Grand Total	321	100.00%

College of Osteopathic Medicine of the Pacific (Pomona Campus)

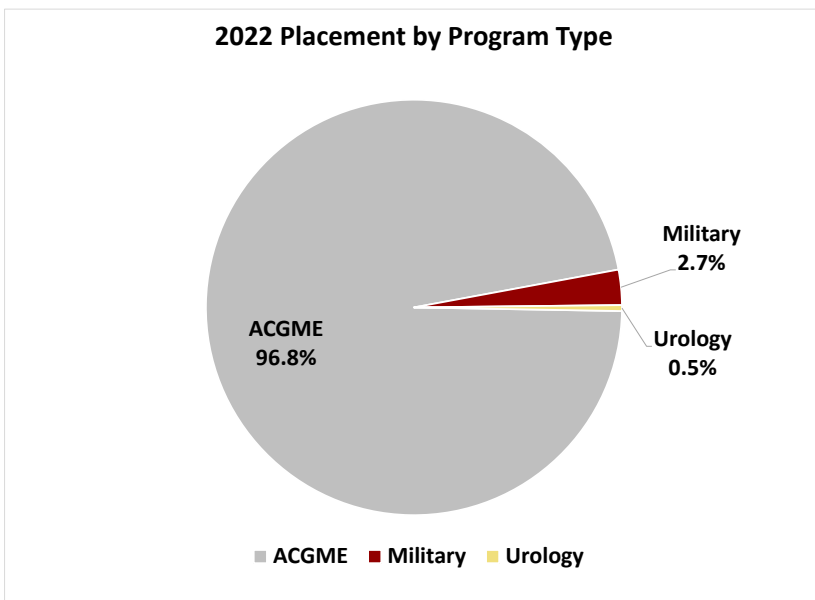
Placement Rates (2018 to 2022)

Class	Total Graduates	Placement Rate
DO Class of 2022	221	99.1%
DO Class of 2021	213	97.7%
DO Class of 2020	210	95.7%
DO Class of 2019	224	98.2%
DO Class of 2018	222	97.7%

Class of 2022 Placement Rates

The DO class of 2022 is comprised of 221 students, none of whom deferred their placement to the 2023 cycle. The chart below details the placement rate for the students that participated in the 2022 cycle by program/placement type.

Program	2022
ACGME	212
Military	6
Urology	1
Did Not Place	2
Total Placed:	219
Placement Rate:	99.1%



Choice

Of the 221 students who placed after their participation in a match program in 2022, 219 placed into a residency program.

Placement by Specialty

Specialty	Total Placed	% of Total
Anesthesiology	13	5.94%
Dermatology	1	0.46%
Emergency Medicine	30	13.70%
Family Medicine	45	20.55%
General Surgery	2	0.91%
Internal Medicine	56	25.57%
Interventional Radiology	1	0.46%
Medicine-Primary	2	0.91%
Neurology	3	1.37%
Neurology Surgery	1	0.46%
Obstetrics-Gynecology	4	1.83%
Osteo Neuromusculoskeletal Med	1	0.46%
Otolaryngology	2	0.91%
Pathology	5	2.28%
Pediatrics	14	6.39%
Pediatrics-Primary Care	1	0.46%
Phys Medicine & Rehab	11	5.02%
Psychiatry	15	6.95%
Radiology-Diagnostic	5	2.28%
Surgery-Preliminary	2	0.91%
Transitional Year	4	1.83%
Urology	1	0.46%
	Total:	219
	Total Primary Care*:	118
	Primary Care %:	54%

**Based on HRSA definition of primary care specialties.*

Placement by Location/Program

Location/Program	Total	% of Total
Arizona	4	1.83%
Creighton University Affiliated Hospital	1	0.46%
HonorHealth	1	0.46%
University of Arizona COM-Phoenix	1	0.46%
University of Arizona COM-South Campus	1	0.46%
California	144	
Adventist Health Glendale	1	0.46%
Adventist Health Ukiah Valley	1	0.46%
Adventist Health White Memorial	2	0.91%
Alameda Health Sys-Highland Hospital	1	0.46%
Arrowhead Regional Medical Center	8	3.65%
California Hospital Medical Center	1	0.46%
Cedars-Sinai Medical Center	2	0.91%
Charles R Drew University	1	0.46%
Community Mem Health Systems	3	1.37%
Desert Regional Medical Center	2	0.91%
Dignity Health Northridge Hosp Med Ctr	1	0.46%
Eisenhower Medical Center	1	0.46%
Emanate Health	2	0.91%
Harbor-UCLA Medical Center	5	2.28%
John Muir Health	1	0.46%
Kaiser Permanente-Fontana	6	2.74%
Kaiser Permanente-Los Angeles	6	2.74%
Kaiser Permanente-Oakland	2	0.91%
Kaiser Permanente-Orange County	2	0.91%
Kaiser Permanente-Riverside	1	0.46%
Kaiser Permanente-San Jose	1	0.46%
Kaiser Permanente-Santa Clara	2	0.91%
Kaweah Delta Health Care District	1	0.46%
KPC Health Hemet Valley Medical Center	1	0.46%
Loma Linda University-Murrieta	1	0.46%
Loma Linda University	9	4.11%
Marian Regional Medical Center	2	0.91%
Natividad Medical Center	1	0.46%
Naval Medical Center	2	0.91%
Naval Medical Center San Diego	1	0.46%
Olive View-UCLA Med Ctr	1	0.46%
PIH Health Hospital Downey	3	1.37%
Prime West/Chino Valley Medical Center	1	0.46%
Riverside Community Hospital	3	1.37%
Riverside University Health System	15	6.85%
San Ysidro Health	2	0.91%

Location/Program	Total	% of Total
Santa Barbara Cottage Hospital	2	0.91%
Santa Clara Valley Med Ctr	1	0.46%
Scripps Clinic/Green Hospital	1	0.46%
Scripps Mercy Hospital-Chula Vista	1	0.46%
Scripps Mercy Hospital-San Diego	6	2.74%
Shasta Community Health Center	1	0.46%
St Josephs Medical Center	3	1.37%
St Mary Medical Center-Long Beach	1	0.46%
Sutter Health	1	0.46%
University of Southern California	4	1.83%
UC Davis Medical Center	1	0.46%
UC Irvine Medical Center	11	5.02%
UC Riverside SOM	2	0.91%
UC San Francisco-Fresno	5	2.28%
UCLA Medical Center	2	0.91%
UHS So California Medical Education Consortium	4	1.83%
Valley Consortium	2	0.91%
Ventura County Medical Center	1	0.46%
Connecticut	1	0.46%
U of Connecticut School of Medicine	1	0.46%
DC	1	0.46%
George Washington University-DC	1	0.46%
Florida	6	2.74%
HCA Healthcare/USF Morsani GME-Largo	1	0.46%
HCA Healthcare/USF Morsani GME-Oak Hill	2	0.91%
Memorial Healthcare System	1	0.46%
U Miami/Jackson Health System	2	0.91%
Georgia	1	0.46%
Northside Hospital Gwinnett	1	0.46%
Hawaii	1	0.46%
Tripler Army Medical Center	1	0.46%
Illinois	6	2.74%
Loyola University Medical Center	2	0.91%
Marianjoy Rehab Hospital	1	0.46%
Northwestern McGaw/RIC	2	0.91%
University of Illinois COM-Chicago	1	0.46%
Indiana	1	0.46%
Indiana University SOM	1	0.46%
Kansas	1	0.46%
University of Kansas SOM-Wichita	1	0.46%
Louisiana	1	0.46%
LSU SOM-New Orleans	1	0.46%
Massachusetts	1	0.46%
Harvard South Shore	1	0.46%

Location/Program	Total	% of Total
Maryland	1	0.46%
University of Maryland Medical Center	1	0.46%
Michigan	6	2.74%
Ascension Macomb Oakland	1	0.46%
Detroit Medical Center/WSU	2	0.91%
Metro Health/University of Michigan Health	1	0.46%
MSUCOM Statewide Campus System	1	0.46%
Western Michigan University Stryker SOM	1	0.46%
Minnesota	1	0.46%
University of Minnesota Medical School	1	0.46%
Mississippi	1	0.46%
University Hospital-Jackson	1	0.46%
Missouri	1	0.46%
St Louis University SOM	1	0.46%
Nevada	4	1.83%
Kirk Kerkorian SOM at University of Nevada	1	0.46%
Sunrise Health GME Consortium	3	1.37%
New Mexico	2	0.91%
University of New Mexico SOM	2	0.91%
New York	11	5.02%
Good Samaritan Hospital Medical Center	1	0.46%
ISMMS Mount Sinai Morningside-West	2	0.91%
Maimonides Medical Center	1	0.46%
NYP Brooklyn Methodist Hospital	2	0.91%
St Barnabas Hospital	1	0.46%
St. John's Riverside Hospital	1	0.46%
SUN Upstate Medical University	1	0.46%
University at Buffalo SOM-NY	2	0.91%
North Carolina	2	0.91%
Campbell University	2	0.91%
Oklahoma	1	0.46%
St Anthony Hospital	1	0.46%
Oregon	1	0.46%
Oregon Health & Science Univ	1	0.46%
Pennsylvania	4	1.83%
Albert Einstein Medical Center	1	0.46%
Conemaugh Memorial Medical Center	1	0.46%
Philadelphia College of Osteopathic Medicine	1	0.46%
Wright Center for GME	1	0.46%
South Carolina	1	0.46%
Medical University of South Carolina	1	0.46%
Tennessee	2	0.91%
East Tennessee St University	1	0.46%
University Tennessee Grad SOM-Knoxville	1	0.46%

Location/Program	Total	% of Total
Texas	4	1.83%
Baylor College of Medicine-Houston	1	0.46%
Baylor Scott & White Medical Center	1	0.46%
Brooke Army Medical Center	1	0.46%
U Texas Med Sch-Houston	1	0.46%
Virginia	1	0.46%
Naval Medical Center Portsmouth	1	0.46%
Washington	6	2.74%
Swedish Medical Center	2	0.91%
University of Washington Affiliated Hospital	3	1.37%
Yakima Valley Farm Workers Clinic	1	0.46%
Wisconsin	2	0.91%
Mayo Clinic School of Graduate Medical Education	1	0.46%
Medical College of Wisconsin Affiliated Hospital	1	0.46%
Grand Total	219	100.00%

College of Osteopathic Medicine of the Pacific (Lebanon Campus)

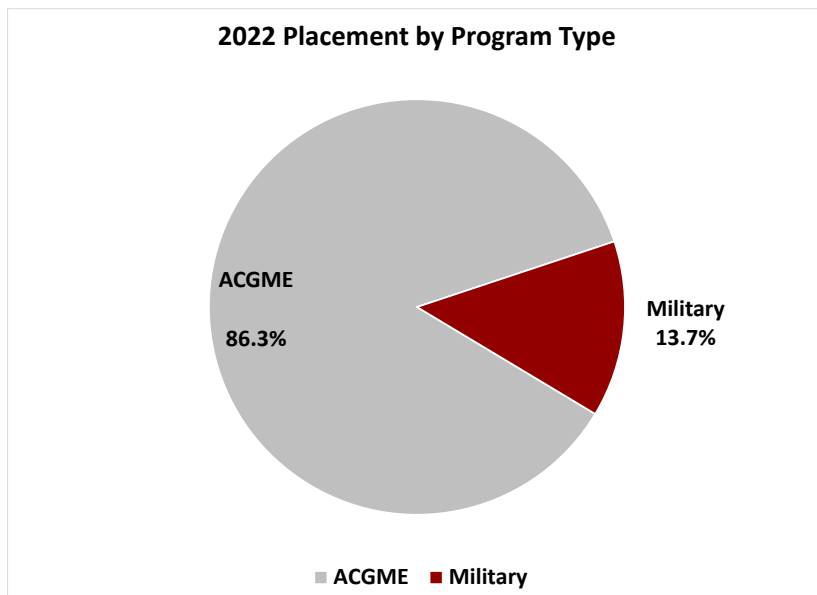
Placement Rates (2018 to 2022)

Class	Total Graduates	Placement Rate
DONW Class of 2022	103	99.0%
DONW Class of 2021	103	98.1%
DONW Class of 2020	105	99.1%
DONW Class of 2019	104	100.0%
DONW Class of 2018	102	100.0%

Class of 2022 Placement Rates

The DONW class of 2022 is comprised of 103 students, one of whom deferred their placement to the 2023 cycle. The chart below details the placement rate for the students that participated in the 2022 cycle by program/placement type.

Program	2022
ACGME	88
Military	14
Deferred	1
Total Placed:	102
Placement Rate:	99.1%



Choice

Of the 103 students who placed after their participation in a match program in 2022, 102 placed into a residency program.

Placement by Specialty

Specialty	Total Placed	% of Total
Anesthesiology	1	0.98%
Dermatology	1	0.98%
Diagnostic Radiology	1	0.98%
Emergency Medicine	16	15.69%
Family Medicine	30	29.41%
General Surgery	4	3.92%
Internal Medicine	28	27.45%
Medicine-Primary	1	0.98%
Neurology	1	0.98%
Obstetrics-Gynecology	5	4.90%
Pathology	1	0.98%
Pediatrics	6	5.88%
Psychiatry	2	1.96%
Radiology-Diagnostic	1	0.98%
Transitional Year	4	3.92%
Total:	102	100.00%
Total Primary Care*:	64	
Primary Care %:	63%	

**Based on HRSA definition of primary care specialties.*

Placement by Location/Program

Location/Program	Total	% of Total
Alabama	1	0.98%
Cahaba Medical Care	1	0.98%
Arizona	3	2.94%
Creighton Univ Affiliated Hospital-AZ	1	0.98%
HonorHealth	1	0.98%
University of Arizona COM-Tucson	1	0.98%
California	17	16.67%
Arrowhead Reg Medical Center	1	0.98%
California Hospital Medical Center	1	0.98%
College Medical Center	1	0.98%
Community Memorial Health System	1	0.98%
Desert Regional Medical Center	2	1.96%
Dignity Health Northridge Hospital Medical Center	1	0.98%
Kaweah Delta Health Care District	1	0.98%
Kern Medical Center	1	0.98%
Loma Linda University	1	0.98%
Naval Hospital Camp Pendleton	1	0.98%
Riverside Community Hospital	1	0.98%
Riverside University Health System	1	0.98%
San Ysidro Health	1	0.98%
Santa Clara Valley Medical Center	1	0.98%
Sutter Health Program	1	0.98%
UHS Southern California Medical Education Consortium	1	0.98%
Colorado	4	3.92%
HealthONE	1	0.98%
St. Joseph Hospital SCL Health	1	0.98%
St Marys Medical Center SCL Health	2	1.96%
DC	1	0.98%
George Washington University-DC	1	0.98%
Florida	2	1.96%
HCA Healthcare/USF Morsani GME-Citrus	1	0.98%
HCA Healthcare/USF Morsani GME-Largo	1	0.98%
Hawaii	4	3.92%
Hilo Medical Center	1	0.98%
Tripler Army Medical Center	2	1.96%
University of Hawaii	1	0.98%
Iowa	2	1.96%
Central Iowa Health System	1	0.98%
MercyOne North Iowa Med Ctr	1	0.98%
Illinois	1	0.98%
University of Chicago Medical Center	1	0.98%
Massachusetts	2	1.96%

Location/Program	Total	% of Total
University of Massachusetts Chan-Baystate	2	1.96%
Maryland	2	1.96%
Meritus Medical Center	1	0.98%
Walter Reed National Military	1	0.98%
Michigan	5	4.90%
Central Michigan University COM	1	0.98%
Childrens Hospital of Michigan	1	0.98%
Henry Ford Macomb Hospital	1	0.98%
Henry Ford Wyandotte Hospital	1	0.98%
Metro Health/U Michigan Health	1	0.98%
Minnesota	1	0.98%
University of Minnesota Medical School	1	0.98%
Missouri	1	0.98%
Mercy Hospital St. Louis	1	0.98%
Montana	2	1.96%
Billings Clinic	2	1.96%
Nebraska	1	0.98%
Offutt Air Force Base	1	0.98%
New Jersey	1	0.98%
Inspira Health Network	1	0.98%
New Mexico	1	0.98%
University of New Mexico	1	0.98%
Nevada	2	1.96%
Nellis Air Force Base	2	1.96%
New York	2	1.96%
University of Rochester/Strong Memorial	1	0.98%
University of Buffalo SOM	1	0.98%
North Carolina	1	0.98%
Campbell University	1	0.98%
Ohio	2	1.96%
Case Western/MetroHealth Medical Center	1	0.98%
OhioHealth-Doctors Hospital	1	0.98%
Oklahoma	1	0.98%
St Anthony Hospital	1	0.98%
Oregon	19	18.63%
Legacy Emanuel/Good Samaritan	4	3.92%
Oregon Health & Science University	4	3.92%
Providence Health	3	2.94%
Roseburg Family Medicine	3	2.94%
Samaritan Health Services-Corvallis	5	4.90%
Pennsylvania	2	1.96%
Guthrie/Robert Packer Hospital	1	0.98%
St Vincent Health Center	1	0.98%
Rhode Island	1	0.98%

Location/Program	Total	% of Total
Brown University/Rhode Island Hospital	1	0.98%
South Carolina	1	0.98%
Grand Strand Reg Medical Center	1	0.98%
Texas	5	4.90%
Army Medical Center Darnall-Hood	1	0.98%
Baylor University Medical Center-Dallas	2	1.96%
U Texas at Austin Dell Medical School	1	0.98%
William Beaumont Army Medical Center	1	0.98%
Virginia	2	1.96%
Fort Belvoir Community Hospital	1	0.98%
Naval Medical Center Portsmouth	1	0.98%
Washington	13	13.73%
Elson S Floyd COM SWU	1	0.98%
Kadlec Regional Medical Center	1	0.98%
Madigan Army Medical Center	3	2.94%
PeaceHealth Southwest Medical Center	2	1.96%
Providence St Peter Hospital	2	1.96%
Tacoma Family Medicine	1	0.98%
Virginia Mason Medical Center	3	2.94%
Grand Total	102	100.00%