



The discipline of learning. The art of caring.
College of Osteopathic Medicine of the Pacific

Syllabus Gastroenterology

Department of Clinical Education Contact Information

Course No.:	OM 7020, 7021, 7025,7050	Course Title:	Gastroenterology
Credit Hours:	4 weeks, 4 credit hours each rotation	Chair: Clerkship director:	Emmanuel Katsaros DO, Chair
Term - Dates:	Variable in OMS III and OMS IV academic year	Level:	OMS III, OMS IV

<p>FOR POMONA CAMPUS</p> <p>Stephanie White, DO Associate Dean of Clinical Education, Pomona swhite@westernu.edu (909) 469-8414</p> <p>Marisa Orser, M.Ed. Associate Director of Clinical Education (909) 469-5253</p> <p>Britnee Harker, Lead Manager Clinical Education (909) 469-5589</p> <p>Students to contact Clinical Education Department by submitting a TDX ticket. Preceptors can email: compsite@westernu.edu</p>	<p>FOR OREGON CAMPUS</p> <p>Derrick Sorweide, DO Director of Clinical Education, Oregon dsorweide@westernu.edu (541)259-0243</p> <p>Kim Ketcham Associate Director of Clinical Education (541) 259-0666</p> <p>Darci Gregory, Manager of Clinical Education (541) 259-0277</p> <p>Students to contact Clinical Education Department by submitting a TDX ticket. Preceptors can email: nwsite@westernu.edu</p>
--	--

Rotation Faculty

Physician/Specialist Support:
Emmanuel Katsaros DO, Chair
Department of Internal Medicine
Ekatsaros@westernu.edu

Educational Goal

This elective rotation is a two-four (2-4) week introductory, structured clinical experience under direct supervision designed to provide the student experience diagnosing, treating and caring for patients with gastroenterology disorders. There is no post-rotation exam for the elective. Most students electing to take this rotation will be in the third or fourth year of osteopathic medical school.

Purpose of Rotation

Clinical experiences are intended to assist the student's transition from didactic to integrated clinical evaluation and patient management. The goals of this rotation are to prepare the student to recognize common acute and chronic gastroenterology disorders. The student should further understand the causes, prevention, and appropriate treatment options for those disorders. The student should also develop fundamental psychomotor skills by performing routine basic procedures under direct supervision.

Gastroenterology Clerkship Learning Objectives

The College recognizes that two-four (2-4) weeks is insufficient time to cover a comprehensive list of objectives; experience gained is dependent on the numbers of patients and types of disease entities presenting to a particular clinic. Nevertheless, certain minimum content must be addressed, either by clinical exposure or by didactic material to assist the student in preparing for national Board examinations and other evaluation measures.

The following AOA competencies have been incorporated into the objectives: Osteopathic Principles and Practice, Medical Knowledge, Patient Care, Interpersonal and Communication Skills, Professionalism, Practice-Based Learning and Improvement, and Systems-Based Practice.

The student will be expected to:

1. Apply basic knowledge of the anatomy and physiology of the organ systems to the care of the acutely and chronically ill or injured medical, psychiatric, surgical, obstetrical/gynecological, and pediatric patients. (COMP/AOA core competencies 2; Institutional outcomes 1, 2)
2. Apply basic knowledge of the molecular, biochemical, and cellular mechanisms for maintaining homeostasis in the care of the acutely and chronically ill or injured medical, psychiatric, surgical, obstetrical/gynecological, and pediatric patients .. (COMP/AOA core competencies 2, 3; Institutional outcomes 1, 2, 7)

3. Refine skills to obtain appropriately comprehensive history and physical examination on acute care patients presenting to the Emergency Department. (COMP/AOA core competencies 2, 3; Institutional outcomes 1, 2, 3, 4, 7)
4. Formulate and communicate a focused differential diagnostic problem list on each psychiatric, surgical, obstetrical/gynecological, pediatric and medical patient. (COMP/AOA core competencies 2, 4; Institutional outcomes 1, 2, 3, 4, 7)
5. Identify knowledge deficits and search the medical literature for the most current aspects of diagnostic and management strategies to thereby apply the principles of evidence-based medicine to the care of the individual acutely and chronically ill or injured medical, psychiatric, surgical, obstetrical/gynecological, and pediatric patient. This will be supported by ACEP on-line material such as guidelines review. (COMP/AOA core competencies 2, 6, 7; Institutional outcomes 1, 2, 6, 7)
6. Formulate strategies for disease prevention based on knowledge of disease pathogenesis and mechanisms of health maintenance, with the support of ACEP on-line guidelines and the United States Preventative Task Force Recommendations. (COMP/AOA core competencies 2, 6, 7; Institutional outcomes 1, 2, 7, 8)
7. Integrate concepts of epidemiology and population-based research methods into the care of the individual acutely and chronically ill or injured medical, psychiatric, surgical, obstetrical/gynecological, and pediatric patient. (COMP/AOA core competencies 2, 4, 6, 7; Institutional outcomes 1, 2, 7)
8. Formulate diagnostic and treatment plans taking into consideration a cost-benefit analysis and access to healthcare. (COMP/AOA core competencies 2, 4, 6, 7; Institutional outcomes 1, 2, 4, 5, 6, 7, 8)
9. Skillfully present patient history, physical and diagnostic information in a systematic, coherent and concise manner, which addresses the chief complaint/problem, identifies pertinent positive and negative findings and supports a logical assessment. (COMP/AOA core competencies 2, 3, 4; Institutional outcomes 2,3)
10. Respect the cultural and ethnic diversity of their patients' beliefs in evaluating and managing their emergent medical care. (COMP/AOA core competencies 1, 2, 3, 4, 5; Institutional outcomes 2, 3, 4, 5, 6, 8)
11. Display honesty, integrity, respect, and compassion for patients and their families. (COMP/AOA core competencies 1, 2, 3, 4, 5; Institutional outcomes 2,3, 4, 5, 6, 8)
12. Participate in the education of patients, families, and other students. (COMP/AOA core competencies 1, 2, 3, 4, 5; Institutional outcomes 1, 2, 3, 4, 5, 8)
13. Participate in an inter-professional team to enhance patient safety and improve patient care. (COMP/AOA core competencies 1, 2, 3, 4, 5, 6, 7; Institutional outcomes 1, 2, 3, 4, 5)

14. Display collegiality, professionalism and respect toward all members of the healthcare team. (COMP/AOA core competencies 4, 5, 7; Institutional outcomes 3, 4)
15. Follow all infection control policies and guidelines as established by the Centers for Disease Control and Prevention (CDC) and the Society for Healthcare Epidemiology of America (SHEA). (COMP/AOA core competencies 2, 4, 6, 7; Institutional outcomes 1, 2, 7)
16. Obtain a greater understanding of the patient-physician relationship and consistently apply the “bio psychosocial model.” (COMP 1,2,3,5,7; Institutional Outcomes 1,2,3,4,5,6,8)
17. Apply Osteopathic Principles and Practice as an integral part of patient treatment and care. (COMP 1,2,3,4,5, 6,7; Institutional Outcomes 1,2,3,4,5,6,7,8)

At the end of the rotation, the student should be able to:

- Assist in the evaluation, treatment, and disposition of patients.
- Complete an accurate History and Physical
- Write accurate, organized and legible progress notes
- Establish a differential diagnosis for patients
- Recommend to the intern/resident or attending physician a treatment plan for assigned patients
- Demonstrate a knowledge of library use quoting references on patients
- Identify abnormal laboratory values, then create an appropriate treatment plan and present it to your resident or attending.
- Demonstrate knowledge of specific medical procedures (indications and contraindications)

Core Topics of Study

During the two-four (2-4)-four-week elective, the student will be exposed to a wide variety of common gastroenterology disorders. These exposures will occur both during patient sessions and through didactic sessions and outside reading assignments. At a minimum, it is expected that each student will learn to diagnose and treat the following gastroenterology disorders:

Symptoms:

- Abdominal pain/acute abdomen
- Nausea/vomiting
- Diarrhea
- Constipation
- GI Bleeding
- Jaundice

Diagnoses:

- Upper/Lower GI bleeding
- Peptic Ulcer Disease/Gastritis
- GERD/esophagitis/Barrett’s
- Pancreatitis
- Pancreatic Cancer
- Gallbladder Disease

- Viral Hepatitis
- Alcoholic Hepatitis
- Fatty Liver/NASH
- Cirrhosis
- GI Nutrition/absorption/vitamin deficiencies

Malabsorption/Celiac Disease/Lactose Intolerance

- Bariatric Surgery
- Diverticulitis
- Inflammatory Bowel Disease

Texts and Media

It is strongly recommended that students spend approximately 10 hours per week reading independently. Students should not rely solely on the review books to be adequately prepared for the rotation as they do not provide the knowledge base needed to successfully pass the rotation.

Reading Assignments

1. Review all core topics and diseases listed above.
2. Supplemental readings are encouraged to augment pathology seen in a dermatology office. Students must make a concerted effort to read supportive material to assist in achieving the goals and objectives of the rotation.

Implementation

Course objectives are to be accomplished under supervision. Course objectives should be covered during the rotation to assure adequate student preparation for board examinations and clinical practice. The use of diverse methods appropriate to the individual and the clinical site are encouraged, but patient-centered teaching is optimal.

Didactic methods to achieve required objectives include:

- Reading assignments
- Lectures
- Computer-assisted programs (if available)
- Student attendance at/participation in formal clinical presentations by medical faculty

Clinically oriented teaching methods may include:

- Assignment of limited co-management responsibilities under supervision
- Participation in clinic visits, daily patient rounds and conferences
- Supervised and critiqued clinic work-ups of patients admitted to the service
- Assigned, case-oriented reading and case presentations

Recommended Texts

Required Textbook: Please purchase prior to starting rotation

1. Kochar's Clinical Medicine for Students, 6th Ed. ISBN 9781491781340

Required Media:

1. Up to Date (free through WesternU)

Optional Textbooks: For additional references

1. Bates' Guide to Physical Examination & History Taking, 12th Ed. Bickley, et al. (Wolters Kluwer) ISBN 9781469893419
2. Cecil's Essentials of Medicine, 9th Ed. 9781437718997
3. Pocket Medicine: The Massachusetts General Hospital Handbook of Internal Medicine, 6th Ed. ISBN 9781496349484
4. Harrison's Principle of Internal Medicine, 20th Ed. (Access Medicine): A gold standard internal medicine book that connects pathophysiology to a patient's presentation. It also provides a complete narrative to subspecialty areas of medicine and their diseases while providing context to all the topics. ISBN 9781259644030
5. Hospital Medicine, 2nd Edition (Access Medicine) ISBN 9780071843133
6. Step-Up to Medicine (Step-Up Series), 5th Ed. ISBN 9781975103613

Evidence-Based Medicine:

- ACP's PIER- Stat! Ref- PIER© is a collection of over 400 evidence summaries published by the American College of Physicians. Each module provides authoritative guidance to improve the quality of care.
- Cochrane Library for Evidence-Based Medicine- The Cochrane Library contains high-quality, independent evidence to inform healthcare decision-making.
- DynaMed- Point-of-care reference resource designed to provide doctors and medical researchers with the best available evidence to support clinical decision-making
- Essential Evidence Plus- A powerful resource packed with content, tools, calculators and alerts for clinicians who deliver first-contact care.
- ACP Medicine- ACP Medicine is a comprehensive, evidence-based reference for fast, current answers on the best clinical care.

Recommended downloads for handheld devices:

- Epocrates
- Medscape
- Medical Calc
- AHRQ ePSS

Electronic Texts

- Cecil Medicine-MD Consult
- Harrison's Online-AccessMedicine
- Current Medical Diagnosis and Treatment 2021 -AccessMedicine
- MD Consult- Provides full-text access to approximately 40 medical textbooks, 50 medical journals, comprehensive drug information, and more than 600 clinical practice guidelines

- Ebsco A-to-Z- Database provides links and coverage information to more than 124,000 unique titles from more than 1,100 database and e-journal packages.
- The Medical Letter on Drugs and Therapeutics- An independent, peer-reviewed, nonprofit publication that offers unbiased critical evaluations of drugs, with special emphasis on new drugs.

Rotation Schedule

Each site will provide students with a schedule on their first day of the rotation. These schedules are rarely available prior to the start the rotation. It is solely your responsibility to read and understand all information provided to you by the site. Some sites have additional requirements above and beyond those set forth by the College of Osteopathic Medicine.

Expectations:

During this rotation, the student is expected to do the following:

1. Function as an essential member of the office team.
2. Report to the office daily. If you are going to be late or absent, you must notify the resident or attending that you are assigned to and the WesternU/COMP Rotations Office.
3. Report to the resident or attending physician you are assigned to daily. They will assign patients for you to take care of during your rotation.
4. Write progress notes and orders as allowed by the attending physician.
5. Attend all educational conferences and grand rounds as required by the resident or attending physician.
6. Read about the anatomy, physiology, and pathology of the patients encountered in the required textbooks.
7. Complete the assigned reading.
8. Apply osteopathic principles and practices to every patient.

Evaluations:

The evaluation of the student is based upon, but not limited to the following:

1. Knowledge of the dermatological disease, pathology, and management for assigned patients.
2. Knowledge of the diagnosis and treatment of common dermatological diseases.
3. Presentation of assigned patients.
4. Completion of paperwork (history and physicals, progress notes, orders, etc.) on assigned patients.
5. Performance of an independent presentation as assigned by the resident or attending physician.
6. Professionalism and rapport with patients, residents, attendings, and ancillary staff.
7. Attendance at lectures, conferences, and meetings.
8. Submission of completed case log and procedure log in New Innovations. Failure to submit the logs will count as failure to complete the clerkship.

KEYS TO SUCCESS:

1. READ, READ, READ!!!!!! It is imperative that you read for this clerkship. If you read the required text, it will make it easier for you to understand the medical management of your patients and to answer questions from your resident and attendings.
2. Know your patients well. Read up on the disease process of your patients, which includes diagnosis and treatment. These practices will help you understand the manifestation of the disease process and why certain treatment modalities are being used.
3. Practice and learn how to orally present patients. This will be a skill that you will use for all rotations and will have to master as a physician.

There is no post-rotation examination for this rotation. At the beginning of the rotation, the physician/mentor should review expectations/guidelines of performance with the student. On the last day of service, the supervising physician should review the student's performance with the student and have the student review the evaluation form before submission.

Additional information is located in the Clinical Education Manual at:

<https://www.westernu.edu/media/osteopathic/pdfs/cem.pdf>

Documentation

A. Patient Encounters

Students are required to document each patient encounter in a case log on T-Res. Failure to submit the log will count as failure to complete the clerkship for every third- and fourth-year clinical rotation.

B. Procedures

Students are also required to document each procedure performed in a procedure log on T-Res application for every third- and fourth-year clinical rotation. **Fourth year students must document 10 OMM procedures over the academic year that were performed and documented on T-Res as a graduation requirement.**

C. T-Res Encounter/ Procedure Resources

Links:

T-Res help Center - <https://resilience.zendesk.com/hc/en-us/articles/200113817-Contact-T-Res-Support>

T-Res Intro Guide - <https://resilience.zendesk.com/hc/en-us/articles/229416407-T-Res-101-T-Res-tutorial-for-Trainees>

T-Res Tutorials - <https://resilience.zendesk.com/hc/en-us/sections/200386696-T-Res-Tutorials-Troubleshooting>

T-Res IOS link - <https://apps.apple.com/ca/app/t-res-2/id1062685078>

T-Res Android link - <https://play.google.com/store/apps/details?id=com.resiliencesw.tres.android.app>

D. Evaluating and Documenting the Entrustable Professional Activities During a Student Rotation

Entrustable Professional Activities, or better known as EPA's, are clinical skills that physicians are entrusted to perform independently. EPAs are tasks or responsibilities that can be entrusted to unsupervised execution by a trainee once he or she has obtained sufficient specific competence. EPAs are independently executable, observable, and measurable in their process and outcomes.

During your rotation you will be required every week to be evaluated on your entrustment to perform a particular clinical skill independently, such as performing a physical exam or documenting a patient encounter in a note. Being entrusted to perform an EPA independently is what is required during your first year of residency. The purpose of this exercise is to allow students to have immediate practical feedback regarding their clinical skills and measure their progress as they develop their ability to be entrusted in performing these skills. As a medical student your "Level of EPA Entrustment" would be expected to be at a beginner's level. Your EPA's will progress in post graduate training, but you will become familiar with the process in your medical school clinical rotations.








Once a week, students will ask a resident (PGY1-5) or an attending to **answer a single question** in the **EPA Preceptor Skills Assessment** that is accessed through the EPA app on COMP Connect using your iPad or iPhone. Following this one question, students will be asked to answer a single self-reflection question. We ask that you select two EPAs in each rotation and repeat these EPAs with the same or different evaluator later in the rotation to see if your skills have improved. You are encouraged to have some of the same EPAs evaluated on different rotations. This method of evaluation will allow you to start a conversation with your evaluator on ways that you can improve your clinical skills, and because it is "in the moment" of caring for your patient, you will learn practical learning points that will improve your skills and your patient care. Please see the ISSM syllabus for further information.

Directions for Documenting your EPA's

1. Using your iPad or iPhone, go to the Comp Connect App
2. Under Academics, go to the EPA Preceptor Skills Assessment
3. Select an EPA of your choosing.
4. Present your iPhone or iPad to your evaluator to have him or her click on the bar that corresponds to your level of entrustment as indicated above the bar. Then select "next."
5. Ask the evaluator to sign.
6. At this point ask your evaluator for any feedback.
7. Answer the question on how you will improve your performance for your next EPA assessment.
8. Enter your full name as you're registered for your WesternU courses.
9. Enter your student ID number.
10. Enter the evaluators name.
11. Enter the evaluators specialty. If the evaluator is a family medicine resident on a surgery rotation, then the evaluator's specialty would be family medicine.
12. Please select the rotation name. If the name is not present, please select "other".
13. Please select title of the evaluator. Click "submit."

11:09 AM Fri Nov 12

97%

EPA Preceptor Skills Assessment	
 EPA for Students video	>
 EPA 1(a) Gather a History	>
 EPA 1(b): Perform Physical Exam	>
 EPA 2: Prioritize a Differential Following a Clinical Encounter	>
 EPA 3: Recommend and Interpret Common Diagnostic or Screening Tests	>
 EPA 5: Document a Clinical Encounter	>
 EPA 6: Provide an Oral Presentation of a Clinical Encounter	>

Grading

Evaluation/Grading

Grading for your clerkship will be calculated according to the Clinical Education Manual (<https://www.westernu.edu/media/osteopathic/pdfs/cem.pdf>)

Please note, your attending/preceptor's evaluation is based on, but not limited to the following:

- Communication skills regarding patients
- Care provided to assigned patients
- Attendance and participation at conferences, morning reports lectures and meetings
- Demonstration of library references on patients
- Completion and accuracy of paperwork on patients (Histories and Physicals, progress notes, treatment plans, presentations, hand-outs, etc.)
- Interaction with attendings, residents, students, medical staff, nursing and ancillary personnel
- General knowledge base and knowledge applied to specific patients
- Motivation in the learning process
- Overall performance, participation, enthusiasm to learn, and effort to improve
- Mid-rotation grades should be given by the intern/resident/attending. The final grade should be given/reviewed with the student on the last day of the rotation.

Evaluation/grading of your performance on the rotation will be based on the following scenarios:

1. Four-Week In-Person/On-site Clinical Rotation

- Clinical rotation site will grade your performance during the rotation (4 credit hours).

2. Hybrid Clinical Rotation (Part of rotation is in-person and part is virtual)

- Clinical rotation site will grade your performance during the rotation (4 credit hours).
- Student must complete all activities and assignments specified by Department of Internal Medicine faculty to receive final grade.

3. Two Weeks of Virtual Rotation and Two Weeks On-site Clinical Rotation

- Department of Internal Medicine faculty will grade your performance during the 2 weeks of virtual rotation (2 credit hours).
- Clinical rotation site will grade your performance during 2 weeks of on-site rotation (2 credit hours).
- Student must attend all mandatory teleconference learning sessions during the virtual portion of the rotation.

4. Four-Week Virtual Rotation

- Department of Internal Medicine faculty will grade your performance during the 4 weeks of virtual rotation (4 credit hours).
- Student must complete all activities and assignments specified by Department of Department of Internal Medicine faculty to receive final grade
- Student must attend all mandatory teleconference learning sessions during the virtual portion of the rotation.

Osteopathic Principal and Practices - Osteopathic Manipulation

The principal and practices of osteopathic medicine are interwoven in the practice of every osteopathic physician. Many specialties may utilize the osteopathic principals but not provide an opportunity for osteopathic manipulative medicine. If the provider and specialty lends itself to the use of osteopathic manipulative medicine you are encouraged to provide this treatment option and document your procedure on T-Res. **As a graduation requirement for the fourth-year medical student at WesternU COMP and COMP/NW you must document in T-Res at least 10 patients over the academic year of patients you have performed OMT during your fourth year of medical school. This requirement could be completed on one rotation or distributed throughout the academic year.**

General Policies

General Policies Policy on Disability Accommodations: To obtain academic accommodations for this rotation, students with disabilities should contact the Harris Family Center for Disability and Health Policy and the Clinical Education Department within 10 days of the beginning of the system. The Harris Family Center for Disability and Health Policy can be reached at (909)469-5441 or via email at disabilityaccommodations@westernu.edu

Remediation Policy: Refer to the Clinical Education Manual.
(<https://www.westernu.edu/media/osteopathic/pdfs/cem.pdf>)

Attendance Policy: Refer to the Clinical Education Manual.
(<https://www.westernu.edu/media/osteopathic/pdfs/cem.pdf>)

Academic Dishonesty: Complete confidence in the honor and integrity of the health professions student and health care professional is essential. Such confidence depends entirely on the exemplary behavior of the individual health care provider in his or her relations with patients, faculty and

colleagues. Strict honesty as a personal way of life should be nurtured during the period of education for professional service. The student shall conduct all aspects of his or her life with honor and integrity. This includes accountability to oneself and to relationships with fellow students, future colleagues, faculty, and patients who come under the student’s care or contribute to his or her training and growth, and members of the general public. This applies to personal conduct that reflects on the student’s honesty and integrity in both academic and non-academic settings, whether or not involving a University sponsored activity. Upon accepting admission to the University, each student subscribes to and pledges complete observance to the Standards of Academic and Professional Conduct as outlined in the University Catalog for each academic program. A violation of these standards is an abuse of the trust placed in every student and could lead to suspension or dismissal.

<https://www.westernu.edu/media/osteopathic/pdfs/cem.pdf>

WU INSTITUTIONAL OUTCOMES	Health Professional Education
1. Critical Thinking	The graduate should be able to identify and solve problems that require the integration of multiple contexts when performing patient care.
2. Breadth and Depth of Knowledge in the Discipline/Clinical Competence	The graduate should be able to perform appropriate diagnostic and therapeutic skills, to apply relevant information to patient care and practice, and to educate patients regarding prevention of common health problems.
3. Interpersonal Communication Skills	The graduate should be able to effectively use interpersonal skills that enable them to establish and maintain therapeutic relationships with patients and other members of the health care team.
4. Collaboration Skills	The graduate should be able to collaborate with clients and with other health professionals to develop a plan of care to achieve positive health outcomes for their patients.
5. Ethical and Moral Decision Making Skills	The graduate should be able to perform the highest quality of care, governed by ethical principles, integrity, honesty and compassion.
6. Life-Long Learning	The graduate should be able to engage in life-long, self-directed learning to validate continued competence in practice.
7. Evidence-Based Practice	The graduate should be able to utilize research and evidence-based practice and apply relevant findings to the care of patients.
8. Humanistic Practice	The graduate should be able to carry out compassionate and humanistic approaches to health care delivery when interacting with patients, clients, and their families. They should unflinchingly advocate for patient needs.

COMP/AOA CORE COMPETENCIES	Competency: Osteopathic Medical Students are part of an educational continuum that leads to residency and the curriculum provides the foundation for the following outcomes:
1. Osteopathic Philosophy and Osteopathic Manipulative Medicine	Residents are expected to demonstrate and apply knowledge of accepted standards in Osteopathic Manipulative Treatment (OMT) appropriate to their specialty. The educational goal is to train a skilled and competent

	osteopathic practitioner who remains dedicated to life-long learning and to practice habits in osteopathic philosophy and manipulative medicine.
2. Medical Knowledge	Residents are expected to demonstrate and apply knowledge of accepted standards of clinical medicine in their respective specialty area, remain current with new developments in medicine, and participate in life-long learning activities, including research.
3. Patient Care	
4. Interpersonal and Communication Skills	Residents are expected to demonstrate interpersonal/communication skills that enable them to establish and maintain professional relationships with patients, families, and other members of health care teams.
5. Professionalism	Residents are expected to uphold the Osteopathic Oath in the conduct of their professional activities that promote advocacy of patient welfare, adherence to ethical principles, collaboration with health professionals, life-long learning, and sensitivity to a diverse patient population. Residents should be cognizant of their own physical and mental health in order to effective care for patients.
6. Practice-Based Learning and Improvement	Residents must demonstrate the ability to critically evaluate their methods of clinical practice, integrate evidence-based medicine into patient care, show an understanding of research methods, and improve patient care practices.
7. Systems-based Practice	Residents are expected to demonstrate an understanding of health care delivery systems, provide effective and qualitative patient care within the system, and practice cost-effective medicine.

COMPARISON OF OUTCOMES STANDARDS: WU AND COMP	WU	COMP
Critical Thinking	1	1,2,3,6
Breadth and Depth of Knowledge in the Discipline/Clinical Competence	2	1,2,3,4,5,6,7
Interpersonal Communication Skills	3	4
Collaboration Skills	4	4
Ethical and Moral Decision-Making Skills	5	1,3,5,6
Lifelong Learning	6	1,2,3,6,7
Evidence-Based Practice	7	1,2,3,6,07
Humanistic Practice	8	3,4,5

Copyright Statement:

Copies of documents used in this rotation were made available under Section 107 of the Copyright Act of 1976, the Fair Use Statute. This material has been made available solely for use in this class and the material may not be further distributed to any person outside the class, whether by copying or by transmission in electronic or paper form. If Fair Use does not apply, copyright permission to reproduce these documents has been applied for or granted through the Copyright Clearance Center or the copyright owner.