

# Placement Rates

# 2017

---

This report contains placement rates for the DO & DONW 2017 graduating class as of September 5, 2017. Placement rates are presented by specialty type, location and program.

DO/DONW  
2017

# College of Osteopathic Medicine of the Pacific (All Campuses)

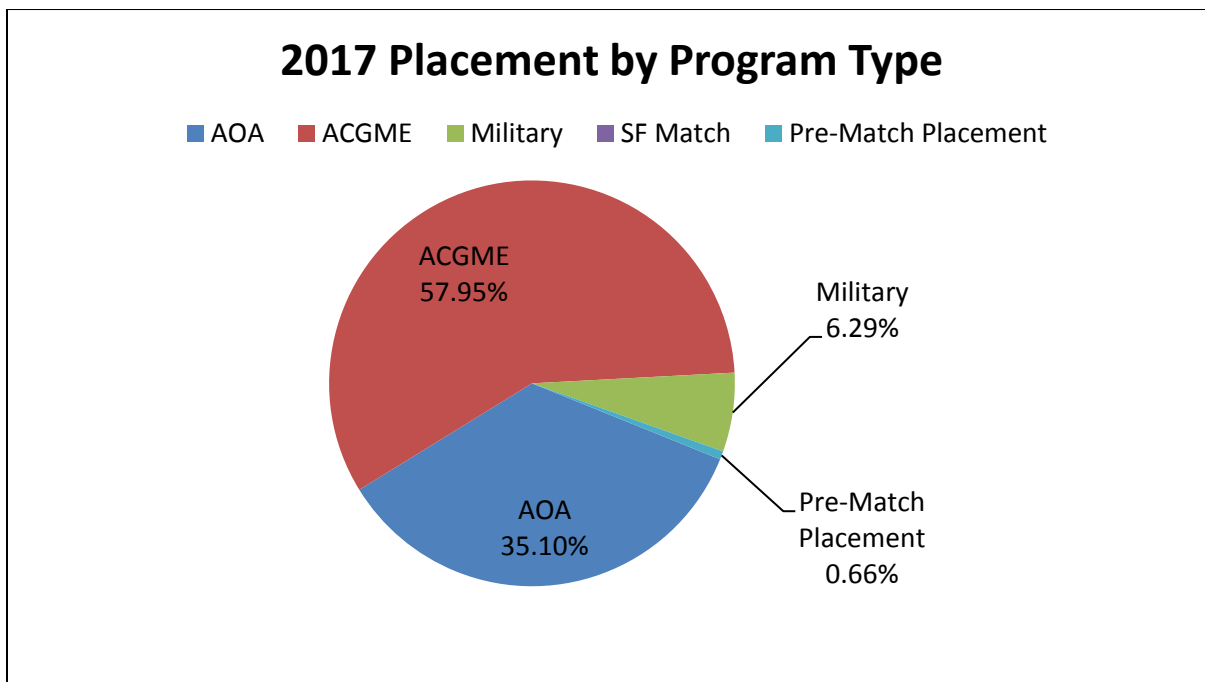
## Placement Rates (2013 to 2017)

Class	Total Graduates	Placement Rate
DO Class of 2017	304	99.0%
DO Class of 2016	313	100.0%
DO Class of 2015	320	99.7%
DO Class of 2014	204	99.1%
DO Class of 2013	215	100.0%

## Class of 2017 Placement Rates

The DO/DONW class of 2017 is comprised of 304 students, none of whom deferred their placement to the 2018 cycle. The chart below details the placement rate for the 304 DO/DONW 2017 students that participated in the 2017 cycle by program/placement type.

Program	2017
AOA	106
ACGME	175
Military	19
SF Match	0
Pre-Match Placement	1
Did Not Place	3
<b>Total Placed:</b>	<b>301</b>
<b>Placement Rate:</b>	<b>99.0%</b>



## Choice

Of the 304 students who placed after their participation in a match program in 2017, 42 students (14%) opted not to answer a survey question about if their placement was their first choice or one of their top three choices. Of the 259 students that responded, 140 (54%) stated that their placement was their first choice and 78 (30%) stated that their placement was one of their top three choices. Only 41 (16%) students responded that their placement was not one of their top three choices.

## Placement by Specialty

Specialty	Total Placed
Anesthesiology	10
Diagnostic Radiology	5
Emergency Medicine	26
Family Medicine	108
Internal Medicine	68
Internal Medicine/Pediatrics	1
Internal Medicine/Research	1
Neurology	4
Obstetrics and Gynecology	6
Orthopedic Surgery	8
Otolaryngology	2
Pathology – Anatomic and Clinical	4
Pediatrics	15
Physical Medicine and Rehabilitation	6
Psychiatry	16
Surgery-General	7
Traditional Rotating Internship	10
Preliminary Year – Surgery	4
Other	0
<b>Total:</b>	<b>301</b>
<b>Total Primary Care*:</b>	<b>193</b>
<b>Primary Care %:</b>	<b>64%</b>

*\*Based on HRSA definition of primary care specialties.*

## Placement by Location/Program

Location/Program	Total	% of Total
<b>Arizona</b>	<b>9</b>	<b>2.99%</b>
HonorHealth-John C. Lincoln Medical Center	1	0.33%
Mountain Vista Medical Center	1	0.33%
St. Joseph's Hospital	1	0.33%
University of Arizona College of Medicine at South Campus	1	0.33%
University of Arizona, Phoenix College of Medicine	2	0.66%
University of Arizona, Tucson College of Medicine	3	1.00%
<b>Arkansas</b>	<b>1</b>	<b>0.33%</b>
Unity Health-White County Medical Center	1	0.33%
<b>California</b>	<b>120</b>	<b>39.87%</b>
Arrowhead Regional Medical Center	8	2.66%
California Hospital Medical Center	2	0.66%
Casa Colina	1	0.33%
Cedars-Sinai Medical Center	1	0.33%
Chino Valley Medical Center	5	1.66%
College Medical Center	4	1.33%
Community Memorial Health System	5	1.66%
Desert Regional Medical Center	8	2.66%
Dignity Health Northridge Hospital Medical Center	5	1.66%
Downey Regional Medical Center	3	1.00%
Glendale Adventist Medical Center	1	0.33%
Harbor-UCLA Medical Center	4	1.33%
John Muir Health	1	0.33%
Kaiser Permanente Medical Center	16	5.32%
Kaweah Delta Health Care District	2	0.66%
Loma Linda University Medical Center	11	3.65%
Long Beach Memorial Medical Center	1	0.33%
Marian Regional Medical Center	1	0.33%
Mercy Medical Center	3	1.00%
O'Connor Hospital	1	0.33%
Pomona Valley Hospital Medical Center	2	0.66%
Riverside University Health System Medical Center	5	1.66%
Santa Clara Valley Medical Center	1	0.33%
Scripps Mercy Hospital	2	0.66%
UC Davis Medical Center	3	1.00%
UC Irvine Medical Center	5	1.66%
UCLA Medical Center	1	0.33%
University of California, Riverside School of Medicine	2	0.66%
University of California, San Francisco-Fresno	7	2.33%
University of Southern California	1	0.33%
VA Greater LA Hlth Sys-CA	1	0.33%
Valley Consortium	1	0.33%
West Anaheim Medical Center	1	0.33%

Location/Program	Total	% of Total
White Memorial Medical Center	4	1.33%
PCC/Hemet Valley Medical Center	1	0.33%
<b>Colorado</b>	<b>5</b>	<b>1.66%</b>
Parkview Medical Center	1	0.33%
St. Mary-Corwin Hospital	2	0.66%
Swedish Medical Center	1	0.33%
Sky Ridge Medical Center	1	0.33%
<b>Connecticut</b>	<b>4</b>	<b>1.33%</b>
Manchester Memorial Hospital	1	0.33%
University of Connecticut School of Medicine	3	1.00%
<b>Delaware</b>	<b>1</b>	<b>0.33%</b>
Christiana Care	1	0.33%
<b>District of Columbia</b>	<b>1</b>	<b>0.33%</b>
Providence Hospital	1	0.33%
<b>Florida</b>	<b>9</b>	<b>2.99%</b>
Larkin Community Hospital	3	1.00%
Naval Hospital Jacksonville	1	0.33%
Ocala Regional Medical Center	1	0.33%
Orange Park Medical Center	1	0.33%
Palm Beach Consortium for GME	1	0.33%
Palmetto General Hospital	1	0.33%
North Broward Hospital District	1	0.33%
<b>Hawaii</b>	<b>1</b>	<b>0.33%</b>
Tripler Army Medical Center	1	0.33%
<b>Idaho</b>	<b>6</b>	<b>1.99%</b>
Family Medicine Residency of Idaho	2	0.66%
Idaho State University	1	0.33%
VA Medical Center	3	1.00%
<b>Illinois</b>	<b>9</b>	<b>2.99%</b>
Adventist Hinsdale Hospital	1	0.33%
Cook County-Stroger Hospital	1	0.33%
MacNeal Hospital	3	1.00%
Northwestern McGaw/Rehabilitation Institute of Chicago	1	0.33%
Scott Air Force Base	1	0.33%
Southern Illinois School of Medicine	1	0.33%
University of Illinois/St. Frances Medical Center	1	0.33%
<b>Indiana</b>	<b>1</b>	<b>0.33%</b>
Reid Health	1	0.33%
<b>Iowa</b>	<b>1</b>	<b>0.33%</b>
Central Iowa Health System	1	0.33%
<b>Kentucky</b>	<b>1</b>	<b>0.33%</b>
University of Louisville School of Medicine	1	0.33%
<b>Maryland</b>	<b>4</b>	<b>1.33%</b>
NCC-Walter Reed National Military Medical Center	2	0.66%
University of Maryland Medical Center	1	0.33%

Location/Program	Total	% of Total
Walter Reed Medical Center	1	0.33%
<b>Massachusetts</b>	<b>3</b>	<b>1.00%</b>
Baystate Medical Center	1	0.33%
Harvard South Shore	1	0.33%
Tufts Medical Center	1	0.33%
<b>Michigan</b>	<b>11</b>	<b>3.65%</b>
Beaumont Health System	1	0.33%
Central Michigan University College of Medicine	1	0.33%
Henry Ford Allegiance Health	1	0.33%
Henry Ford Wyandotte Hospital	1	0.33%
McLaren Greater Lansing	1	0.33%
Oakwood Health Care System Osteopathic Division	2	0.66%
St. John Providence Health System	2	0.66%
St. Joseph Mercy	1	0.33%
Western Michigan University Stryker School of Medicine	1	0.33%
<b>Minnesota</b>	<b>2</b>	<b>0.66%</b>
Mayo Clinical School of Graduate Medical Education	2	0.66%
<b>Mississippi</b>	<b>1</b>	<b>0.33%</b>
Keesler AFB	1	0.33%
<b>Nevada</b>	<b>13</b>	<b>4.32%</b>
Mike O'Callaghan Federal Hospital, Nellis AFB/Univ of Nevada School of Medicine	1	0.33%
Mountain View Hospital	1	0.33%
Southern Hills Hospital and Medical Center	1	0.33%
University of Nevada Affiliated Hospitals	6	1.99%
Valley Hospital Medical Center	4	1.33%
<b>New Hampshire</b>	<b>1</b>	<b>0.33%</b>
Dartmouth-Hitchcock Medical Center	1	0.33%
<b>New Jersey</b>	<b>6</b>	<b>1.99%</b>
CMSRU/Cooper University Hospital	1	0.33%
CMSRU/Cooper University Hospital-NJ	1	0.33%
HackensackUMC Palisades	1	0.33%
Kennedy University Hospital/Our Lady of Lourdes	1	0.33%
Monmouth Medical Center	1	0.33%
Morristown Memorial Hospital	1	0.33%
<b>New Mexico</b>	<b>1</b>	<b>0.33%</b>
University of New Mexico School of Medicine	1	0.33%
<b>New York</b>	<b>13</b>	<b>4.32%</b>
Arnot Ogden Medical Center	1	0.33%
Ellis Hospital	1	0.33%
Good Samaritan Hospital and Medical Center	2	0.66%
Hofstra Northwell School of Medicine	2	0.66%
NYU School of Medicine	1	0.33%
St. Barnabas Hospital	2	0.66%
SUNY Upstate Medical University	1	0.33%
United Memorial Medical Center	1	0.33%

Location/Program	Total	% of Total
University at Buffalo School of Medicine	1	0.33%
Southampton Hospital	1	0.33%
<b>North Carolina</b>	<b>5</b>	<b>1.66%</b>
New Hanover Regional Medical Center	1	0.33%
Sampson Regional Medical Center	2	0.66%
Southeastern Health	1	0.33%
Wake Forest Baptist Medical Center	1	0.33%
<b>Ohio</b>	<b>7</b>	<b>2.33%</b>
Akron General Medical Center	1	0.33%
Cleveland Clinic Foundation	2	0.66%
Grandview Hospital and Medical Center	2	0.66%
UH Regional Hospitals	1	0.33%
Wright Patterson Medical Center, Wright-Patterson AFB	1	0.33%
<b>Oklahoma</b>	<b>2</b>	<b>0.66%</b>
In His Image Family Medicine	1	0.33%
Southwest Medical Center	1	0.33%
<b>Oregon</b>	<b>16</b>	<b>5.32%</b>
Good Samaritan Regional Medical Center	8	2.66%
Legacy Emanuel/Good Samaritan	3	1.00%
Oregon Health and Science University	2	0.66%
Providence Health	3	1.00%
<b>Pennsylvania</b>	<b>7</b>	<b>2.33%</b>
Lehigh Valley Hospital	1	0.33%
PCOM/Good Samaritan Hospital	1	0.33%
Pinnacle Health Community General Hospital	1	0.33%
UPMC Hamot	1	0.33%
UPMC Medical Education	1	0.33%
York Hospital	1	0.33%
Crozer-Chester Medical Center	1	0.33%
<b>Rhode Island</b>	<b>2</b>	<b>0.66%</b>
Kent Hospital	2	0.66%
<b>South Carolina</b>	<b>1</b>	<b>0.33%</b>
Medical University of South Carolina	1	0.33%
<b>Texas</b>	<b>11</b>	<b>3.65%</b>
Baylor Scott and White Medical Center	1	0.33%
Corpus Christi Medical Center	1	0.33%
Plaza Medical Center of Forth Worth	1	0.33%
San Antonio Military Medical Center	5	1.66%
Texas Technical University Affiliated Hospitals	1	0.33%
University of Texas, Houston	1	0.33%
University of Texas, Rio Grande Valley	1	0.33%
<b>Virginia</b>	<b>7</b>	<b>2.33%</b>
Carilion Clinic - Virginia Tech Carilion School of Medicine	1	0.33%
Lewis Gale Regional Health System	2	0.66%
Naval Medical Center Portsmouth	4	1.33%

<b>Location/Program</b>	<b>Total</b>	<b>% of Total</b>
<b>Washington</b>	<b>16</b>	<b>5.32%</b>
Community Health Care	2	0.66%
PeaceHealth Southwest Medical Center	1	0.33%
Providence Sacred Heart Medical Center	3	1.00%
Skagit Regional Health	1	0.33%
Sollus Northwest	1	0.33%
Tacoma Family Medicine	1	0.33%
Trios Health	4	1.33%
University of Washington Affiliated Hospitals	1	0.33%
Virginia Mason Medical Center	1	0.33%
Madigan Army Medical Center	1	0.33%
<b>Wisconsin</b>	<b>2</b>	<b>0.66%</b>
Gunderson Lutheran Medical Foundation	1	0.33%
Medical College of Wisconsin Affiliated Hospitals	1	0.33%
<b>Wyoming</b>	<b>1</b>	<b>0.33%</b>
University of Wyoming, Cheyenne	1	0.33%
<b>Total</b>	<b>301</b>	



# College of Osteopathic Medicine of the Pacific (Pomona Campus)

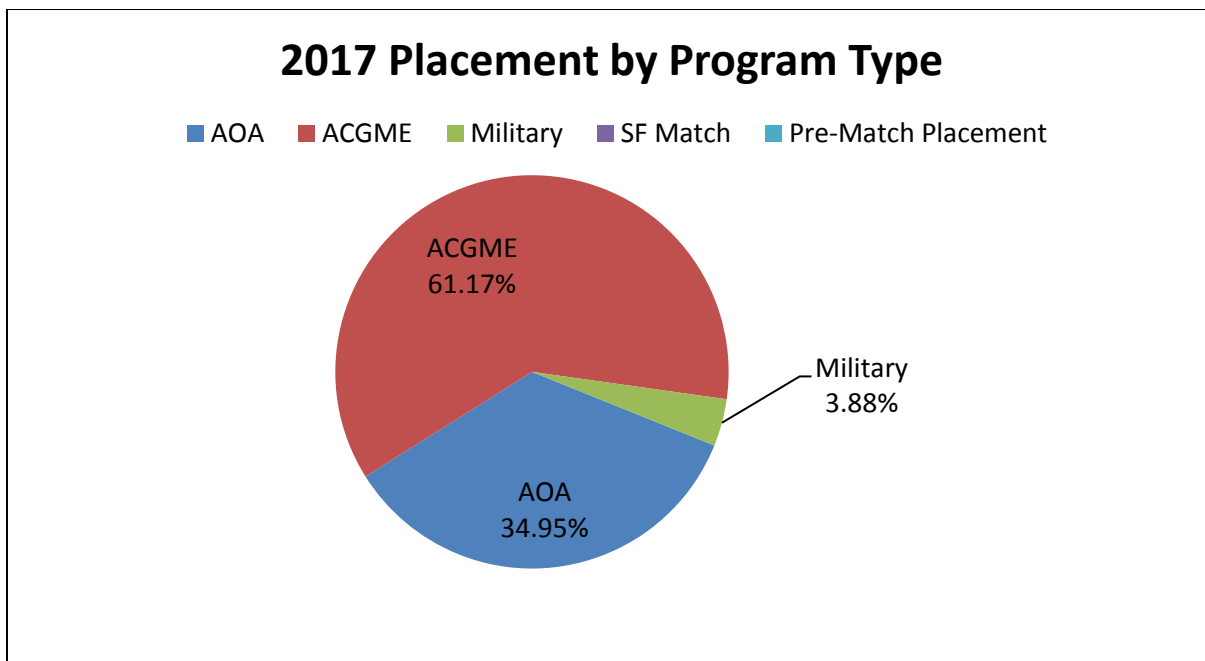
## Placement Rates (2013 to 2017)

Class	Total Graduates	Placement Rate
DO Class of 2017	209	98.6%
DO Class of 2016	208	100.0%
DO Class of 2015	224	99.5%
DO Class of 2014	204	99.1%
DO Class of 2013	215	100.0%

## Class of 2017 Placement Rates

The DO class of 2017 is comprised of 209 students, none of whom deferred their placement to the 2018 cycle. The chart below details the placement rate for the 209 DO 2017 students that participated in the 2017 cycle by program/placement type.

Program	2017
AOA	72
ACGME	126
Military	8
SF Match	0
Pre-Match Placement	0
Did Not Place	3
<b>Total Placed:</b>	<b>206</b>
<b>Placement Rate:</b>	<b>98.6%</b>



## Choice

Of the 206 students who placed after their participation in a match program in 2017, 28 students (14%) opted not to answer a survey question about if their placement was their first choice or one of their top three choices. Of the 178 students that responded, 91 (51%) stated that their placement was their first choice and 61 (34%) stated that their placement was one of their top three choices. Only 26 (15%) students responded that their placement was not one of their top three choices.

## Placement by Specialty

Specialty	Total Placed
Anesthesiology	8
Diagnostic Radiology	4
Emergency Medicine	14
Family Medicine	75
Internal Medicine	49
Internal Medicine/Research	1
Neurology	3
Obstetrics and Gynecology	3
Orthopedic Surgery	3
Otolaryngology	1
Pathology – Anatomic and Clinical	3
Pediatrics	8
Physical Medicine and Rehabilitation	6
Psychiatry	14
Surgery-General	4
Traditional Rotating Internship	7
Preliminary Year – Surgery	3
Other	0
<b>Total:</b>	<b>206</b>
<b>Total Primary Care*:</b>	<b>133</b>
<b>Primary Care %:</b>	<b>65%</b>

*\*Based on HRSA definition of primary care specialties.*

## Placement by Location/Program

Location/Program	Total	% of Total
<b>Arizona</b>	<b>8</b>	<b>3.88%</b>
HonorHealth-John C. Lincoln Medical Center	1	0.49%
Mountain Vista Medical Center	1	0.49%
St. Joseph's Hospital	1	0.49%
University of Arizona College of Medicine at South Campus	1	0.49%
University of Arizona, Phoenix College of Medicine	1	0.49%
University of Arizona, Tucson College of Medicine	3	1.46%
<b>Arkansas</b>	<b>1</b>	<b>0.49%</b>
Unity Health-White County Medical Center	1	0.49%
<b>California</b>	<b>113</b>	<b>54.85%</b>
Arrowhead Regional Medical Center	8	3.88%
California Hospital Medical Center	2	0.97%
Casa Colina	1	0.49%
Cedars-Sinai Medical Center	1	0.49%
Chino Valley Medical Center	5	2.43%
College Medical Center	4	1.94%
Community Memorial Health System	4	1.94%
Desert Regional Medical Center	8	3.88%
Dignity Health Northridge Hospital Medical Center	5	2.43%
Downey Regional Medical Center	3	1.46%
Glendale Adventist Medical Center	1	0.49%
Harbor-UCLA Medical Center	4	1.94%
John Muir Health	1	0.49%
Kaiser Permanente Medical Center	14	6.80%
Kaweah Delta Health Care District	2	0.97%
Loma Linda University Medical Center	10	4.85%
Long Beach Memorial Medical Center	1	0.49%
Marian Regional Medical Center	1	0.49%
Mercy Medical Center	3	1.46%
O'Connor Hospital	1	0.49%
Pomona Valley Hospital Medical Center	2	0.97%
Riverside University Health System Medical Center	5	2.43%
Santa Clara Valley Medical Center	1	0.49%
Scripps Mercy Hospital	2	0.97%
UC Davis Medical Center	2	0.97%
UC Irvine Medical Center	5	2.43%
UCLA Medical Center	1	0.49%
University of California, Riverside School of Medicine	2	0.97%
University of California, San Francisco-Fresno	6	2.91%
University of Southern California	1	0.49%
VA Greater LA Hlth Sys-CA	1	0.49%
Valley Consortium	1	0.49%
West Anaheim Medical Center	1	0.49%

Location/Program	Total	% of Total
White Memorial Medical Center	4	1.94%
<b>Colorado</b>	<b>1</b>	<b>0.49%</b>
Swedish Medical Center	1	0.49%
<b>Connecticut</b>	<b>3</b>	<b>1.46%</b>
Manchester Memorial Hospital	1	0.49%
University of Connecticut School of Medicine	2	0.97%
<b>Delaware</b>	<b>1</b>	<b>0.49%</b>
Christiana Care	1	0.49%
<b>Florida</b>	<b>7</b>	<b>3.40%</b>
Larkin Community Hospital	2	0.97%
Ocala Regional Medical Center	1	0.49%
Orange Park Medical Center	1	0.49%
Palm Beach Consortium for GME	1	0.49%
Palmetto General Hospital	1	0.49%
North Broward Hospital District	1	0.49%
<b>Hawaii</b>	<b>1</b>	<b>0.49%</b>
Tripler Army Medical Center	1	0.49%
<b>Idaho</b>	<b>2</b>	<b>0.97%</b>
Idaho State University	1	0.49%
VA Medical Center	1	0.49%
<b>Illinois</b>	<b>8</b>	<b>3.88%</b>
Cook County-Stroger Hospital	1	0.49%
MacNeal Hospital	3	1.46%
Northwestern McGaw/Rehabilitation Institute of Chicago	1	0.49%
Scott Air Force Base	1	0.49%
Southern Illinois School of Medicine	1	0.49%
University of Illinois/St. Frances Medical Center	1	0.49%
<b>Indiana</b>	<b>1</b>	<b>0.49%</b>
Reid Health	1	0.49%
<b>Kentucky</b>	<b>1</b>	<b>0.49%</b>
University of Louisville School of Medicine	1	0.49%
<b>Maryland</b>	<b>2</b>	<b>0.97%</b>
University of Maryland Medical Center	1	0.49%
Walter Reed Medical Center	1	0.49%
<b>Massachusetts</b>	<b>2</b>	<b>0.97%</b>
Harvard South Shore	1	0.49%
Tufts Medical Center	1	0.49%
<b>Michigan</b>	<b>3</b>	<b>1.46%</b>
Henry Ford Allegiance Health	1	0.49%
St. John Providence Health System	2	0.97%
<b>Nevada</b>	<b>8</b>	<b>3.88%</b>
Mountain View Hospital	1	0.49%
University of Nevada Affiliated Hospitals	4	1.94%
Valley Hospital Medical Center	3	1.46%
<b>New Jersey</b>	<b>5</b>	<b>2.43%</b>

Location/Program	Total	% of Total
CMSRU/Cooper University Hospital-NJ	1	0.49%
HackensackUMC Palisades	1	0.49%
Kennedy University Hospital/Our Lady of Lourdes	1	0.49%
Monmouth Medical Center	1	0.49%
Morristown Memorial Hospital	1	0.49%
<b>New York</b>	<b>11</b>	<b>5.34%</b>
Ellis Hospital	1	0.49%
Good Samaritan Hospital and Medical Center	2	0.97%
Hofstra Northwell School of Medicine	2	0.97%
NYU School of Medicine	1	0.49%
St. Barnabas Hospital	2	0.97%
SUNY Upstate Medical University	1	0.49%
United Memorial Medical Center	1	0.49%
Southampton Hospital	1	0.49%
<b>North Carolina</b>	<b>1</b>	<b>0.49%</b>
Southeastern Health	1	0.49%
<b>Ohio</b>	<b>5</b>	<b>2.43%</b>
Cleveland Clinic Foundation	1	0.49%
Grandview Hospital and Medical Center	2	0.97%
UH Regional Hospitals	1	0.49%
Wright Patterson Medical Center, Wright-Patterson AFB	1	0.49%
<b>Oregon</b>	<b>1</b>	<b>0.49%</b>
Good Samaritan Regional Medical Center	1	0.49%
<b>Pennsylvania</b>	<b>4</b>	<b>1.94%</b>
Lehigh Valley Hospital	1	0.49%
PCOM/Good Samaritan Hospital	1	0.49%
York Hospital	1	0.49%
Crozer-Chester Medical Center	1	0.49%
<b>Rhode Island</b>	<b>2</b>	<b>0.97%</b>
Kent Hospital	2	0.97%
<b>South Carolina</b>	<b>1</b>	<b>0.49%</b>
Medical University of South Carolina	1	0.49%
<b>Texas</b>	<b>6</b>	<b>2.91%</b>
Baylor Scott and White Medical Center	1	0.49%
Corpus Christi Medical Center	1	0.49%
Plaza Medical Center of Forth Worth	1	0.49%
San Antonio Military Medical Center	1	0.49%
Texas Technical University Affiliated Hospitals	1	0.49%
University of Texas, Rio Grande Valley	1	0.49%
<b>Virginia</b>	<b>4</b>	<b>1.94%</b>
Lewis Gale Regional Health System	1	0.49%
Naval Medical Center Portsmouth	3	1.46%
<b>Washington</b>	<b>4</b>	<b>1.94%</b>
Providence Sacred Heart Medical Center	2	0.97%
University of Washington Affiliated Hospitals	1	0.49%

<b>Location/Program</b>	<b>Total</b>	<b>% of Total</b>
Virginia Mason Medical Center	1	0.49%
<b>Total</b>	<b>206</b>	

# College of Osteopathic Medicine of the Pacific (Lebanon Campus)

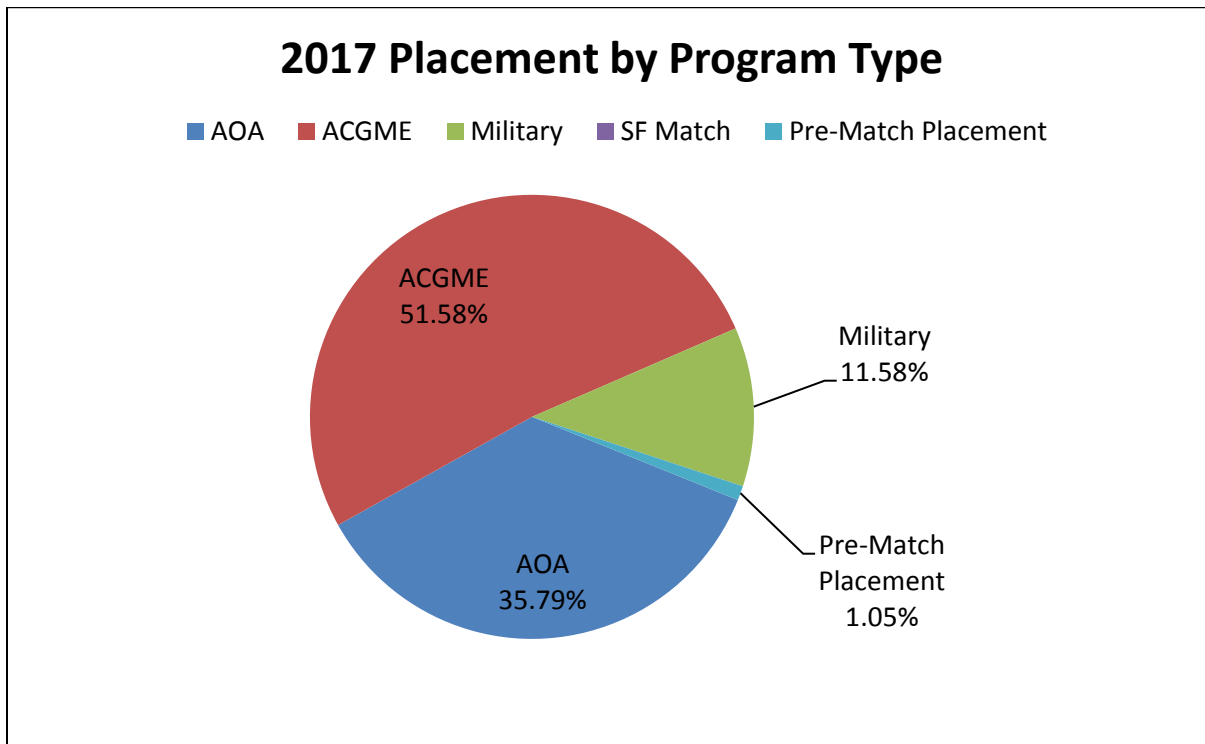
## Placement Rates (2015 to 2017)

Class	Total Graduates	Placement Rate
DO Class of 2017	95	100%
DO Class of 2016	105	100%
DO Class of 2015	96	100%

### Class of 2017 Placement Rates

The DONW class of 2017 is comprised of 95 students, none of whom deferred their placement to the 2018 cycle. The chart below details the placement rate for the 95 DONW 2017 students that participated in the 2017 cycle by program/placement type.

Program	2017
AOA	34
ACGME	49
Military	11
SF Match	0
Pre-Match Placement	1
Did Not Place	0
<b>Total Placed:</b>	<b>95</b>
<b>Placement Rate:</b>	<b>100%</b>



## Choice

Of the 95 students who placed after their participation in a match program in 2017, 14 students (15%) opted not to answer a survey question about if their placement was their first choice or one of their top three choices. Of the 81 students that responded, 49 (60%) stated that their placement was their first choice and 17 (21%) stated that their placement was one of their top three choices. Only 15 (19%) students responded that their placement was not one of their top three choices.

## Placement by Specialty

<b>Specialty</b>	<b>Total Placed</b>
Anesthesiology	2
Diagnostic Radiology	1
Emergency Medicine	12
Family Medicine	33
Internal Medicine	19
Internal Medicine/Pediatrics	1
Neurology	1
Obstetrics and Gynecology	3
Orthopedic Surgery	5
Otolaryngology and Facial Plastic Surgery	1
Pathology – Anatomic and Clinical	1
Pediatrics	7
Psychiatry	2
Surgery-General	3
Traditional Rotating Internship	3
Preliminary Year – Surgery	1
<b>Total:</b>	<b>95</b>
<b>Total Primary Care*:</b>	<b>60</b>
<b>Primary Care %:</b>	<b>63%</b>

*\*Based on HRSA definition of primary care specialties.*



## Placement by Location/Program

Location/Program	Total	% of Total
<b>Arizona</b>	<b>1</b>	<b>1.05%</b>
University of Arizona, Phoenix College of Medicine	1	1.05%
<b>California</b>	<b>7</b>	<b>7.37%</b>
Community Memorial Health System	1	1.05%
Kaiser Permanente Medical Center	2	2.11%
Loma Linda University Medical Center	1	1.05%
UC Davis Medical Center	1	1.05%
University of California, San Francisco-Fresno	1	1.05%
PCC/Hemet Valley Medical Center	1	1.05%
<b>Colorado</b>	<b>4</b>	<b>4.21%</b>
Parkview Medical Center	1	1.05%
St. Mary-Corwin Hospital	2	2.11%
Sky Ridge Medical Center	1	1.05%
<b>Connecticut</b>	<b>1</b>	<b>1.05%</b>
University of Connecticut School of Medicine	1	1.05%
<b>District of Columbia</b>	<b>1</b>	<b>1.05%</b>
Providence Hospital	1	1.05%
<b>Florida</b>	<b>2</b>	<b>2.11%</b>
Larkin Community Hospital	1	1.05%
Naval Hospital Jacksonville	1	1.05%
<b>Idaho</b>	<b>4</b>	<b>4.21%</b>
Family Medicine Residency of Idaho	2	2.11%
VA Medical Center	2	2.11%
<b>Illinois</b>	<b>1</b>	<b>1.05%</b>
Adventist Hinsdale Hospital	1	1.05%
<b>Iowa</b>	<b>1</b>	<b>1.05%</b>
Central Iowa Health System	1	1.05%
<b>Maryland</b>	<b>2</b>	<b>2.11%</b>
NCC-Walter Reed National Military Medical Center	2	2.11%
<b>Massachusetts</b>	<b>1</b>	<b>1.05%</b>
Baystate Medical Center	1	1.05%
<b>Michigan</b>	<b>8</b>	<b>8.42%</b>
Beaumont Health System	1	1.05%
Central Michigan University College of Medicine	1	1.05%
Henry Ford Wyandotte Hospital	1	1.05%
McLaren Greater Lansing	1	1.05%
Oakwood Health Care System Osteopathic Division	2	2.11%
St. Joseph Mercy	1	1.05%
Western Michigan University Stryker School of Medicine	1	1.05%
<b>Minnesota</b>	<b>2</b>	<b>2.11%</b>
Mayo Clinical School of Graduate Medical Education	2	2.11%
<b>Mississippi</b>	<b>1</b>	<b>1.05%</b>
Keesler AFB	1	1.05%

Location/Program	Total	% of Total
<b>Nevada</b>	<b>5</b>	<b>5.26%</b>
Mike O'Callaghan Federal Hospital, Nellis AFB/Univ of Nevada School of Medicine	1	1.05%
Southern Hills Hospital and Medical Center	1	1.05%
University of Nevada Affiliated Hospitals	2	2.11%
Valley Hospital Medical Center	1	1.05%
<b>New Hampshire</b>	<b>1</b>	<b>1.05%</b>
Dartmouth-Hitchcock Medical Center	1	1.05%
<b>New Jersey</b>	<b>1</b>	<b>1.05%</b>
CMSRU/Cooper University Hospital	1	1.05%
<b>New Mexico</b>	<b>1</b>	<b>1.05%</b>
University of New Mexico School of Medicine	1	1.05%
<b>New York</b>	<b>2</b>	<b>2.11%</b>
Arnot Ogden Medical Center	1	1.05%
University at Buffalo School of Medicine	1	1.05%
<b>North Carolina</b>	<b>4</b>	<b>4.21%</b>
New Hanover Regional Medical Center	1	1.05%
Sampson Regional Medical Center	2	2.11%
Wake Forest Baptist Medical Center	1	1.05%
<b>Ohio</b>	<b>2</b>	<b>2.11%</b>
Akron General Medical Center	1	1.05%
Cleveland Clinic Foundation	1	1.05%
<b>Oklahoma</b>	<b>2</b>	<b>2.11%</b>
In His Image Family Medicine	1	1.05%
Southwest Medical Center	1	1.05%
<b>Oregon</b>	<b>15</b>	<b>15.79%</b>
Good Samaritan Regional Medical Center	7	7.37%
Legacy Emanuel/Good Samaritan	3	3.16%
Oregon Health and Science University	2	2.11%
Providence Health	3	3.16%
<b>Pennsylvania</b>	<b>3</b>	<b>3.16%</b>
Pinnacle Health Community General Hospital	1	1.05%
UPMC Hamot	1	1.05%
UPMC Medical Education	1	1.05%
<b>Texas</b>	<b>5</b>	<b>5.26%</b>
San Antonio Military Medical Center	4	4.21%
University of Texas, Houston	1	1.05%
<b>Virginia</b>	<b>3</b>	<b>3.16%</b>
Carilion Clinic - Virginia Tech Carilion School of Medicine	1	1.05%
Lewis Gale Regional Health System	1	1.05%
Naval Medical Center Portsmouth	1	1.05%
<b>Washington</b>	<b>12</b>	<b>12.63%</b>
Community Health Care	2	2.11%
PeaceHealth Southwest Medical Center	1	1.05%
Providence Sacred Heart Medical Center	1	1.05%
Skagit Regional Health	1	1.05%

<b>Location/Program</b>	<b>Total</b>	<b>% of Total</b>
Sollus Northwest	1	1.05%
Tacoma Family Medicine	1	1.05%
Trios Health	4	4.21%
Madigan Army Medical Center	1	1.05%
<b>Wisconsin</b>	<b>2</b>	<b>2.11%</b>
Gunderson Lutheran Medical Foundation	1	1.05%
Medical College of Wisconsin Affiliated Hospitals	1	1.05%
<b>Wyoming</b>	<b>1</b>	<b>1.05%</b>
University of Wyoming, Cheyenne	1	1.05%
<b>Total</b>	<b>95</b>	